



2019 PROTYRE MOTORSPORT GINETTA GT5 CHALLENGE

**Official Test
Snetterton 300**

2nd August 2019



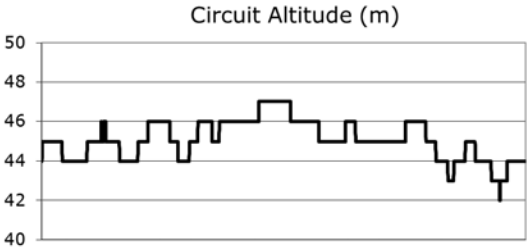
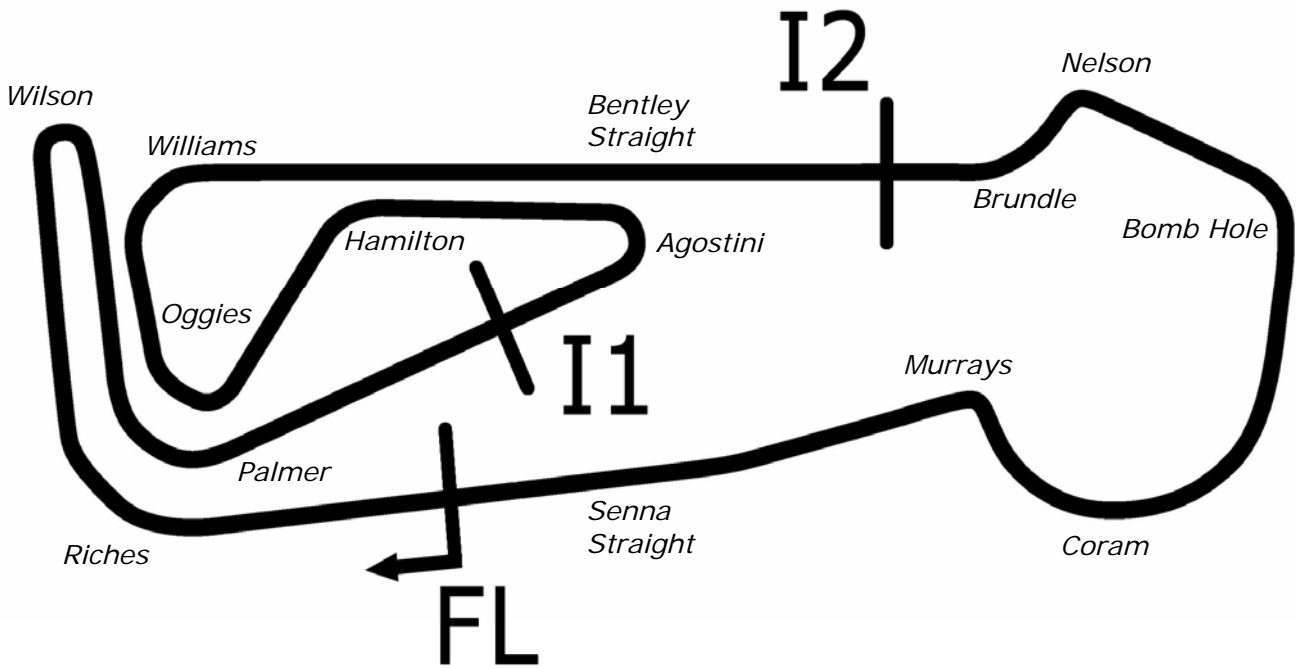
Results Provided by Timing Solutions Ltd
www.tsl-timing.com

Snetterton 300



SPORTS TIMING

TIMING SOLUTIONS LTD



Length	2.9689 miles	4778.0 m	
FL		52.46340 N	0.94476 E
I1	1545m	52.46487 N	0.94466 E
I2	3198m	52.46617 N	0.94964 E
Pit Entry	4572m	52.46364 N	0.94774 E
Pit Exit	40m after FL	52.46338 N	0.94420 E
Pit Entry–Pit Exit 246m, 14.7s @60kph, 11.0s @80kph			

All results available at www.tsl-timing.com

2019 Protyre Motorsport Ginetta GT5 Challenge

FREE PRACTICE SESSION 1 - CLASSIFICATION

POS	NO	CL	PIC NAME	NAT	ENTRY	TIME	ON	LAPS	GAP	DIFF	MPH
1	27	Pro	1 Scott MCKENNA		Xentek Motorsport	2:07.125	10	10			84.07
2	90	Pro	2 Josh MALIN		Richardson Racing	2:07.481	4	12	0.356	0.356	83.84
3	5	Pro	3 Geri NICOSIA		Quattro Motorsport	2:07.497	16	16	0.372	0.016	83.83
4	50	Pro	4 Katie MILNER		Merlin International	2:08.032	7	15	0.907	0.535	83.47
5	54	Pro	5 Adam SMALLEY		Elite Motorsport	2:08.116	7	14	0.991	0.084	83.42
6	10	Pro	6 Gus BOWERS		Xentek Motorsport	2:08.435	4	8	1.310	0.319	83.21
7	28	Pro	7 Fin GREEN		TCR	2:08.902	9	13	1.777	0.467	82.91
8	24	Pro	8 Will DYRDAL		Privateer	2:09.388	10	13	2.263	0.486	82.60
9	99	Pro	9 Magnus KIRKLYWI		Race Car Consultants	2:09.412	13	13	2.287	0.024	82.58
10	49	Pro	10 Abbi PULLING		Race Car Consultants	2:09.747	7	12	2.622	0.335	82.37
11	23	Pro	11 Josh HISLOP		Race Car Consultants	2:09.787	6	15	2.662	0.040	82.35
12	73	Pro	12 Lewis RYDER		Privateer	2:10.537	5	14	3.412	0.750	81.87
13	48	Pro	13 Gordie MUTCH		Fox Motorsport	2:10.611	8	8	3.486	0.074	81.83
14	44	Pro	14 Charlie BUDD		Elite Motorsport	2:11.014	12	14	3.889	0.403	81.57
15	25	Pro	15 Connor GRADY		TCR	2:11.132	13	13	4.007	0.118	81.50
16	40	Pro	16 Nick HALSTEAD		Fox Motorsport	2:11.376	14	14	4.251	0.244	81.35
17	17	Am	1 Wesley PEARCE		Elite Motorsport	2:11.652	11	14	4.527	0.276	81.18
18	11	Am	2 James TOWNSEND		Fox Motorsport	2:13.420	4	6	6.295	1.768	80.10
19	81	Am	3 Phil MCGARTY		GBR	2:14.154	11	13	7.029	0.734	79.67

Weather / Track : Bright / Dry

Snetterton 300
 Circuit Length = 2.9689 miles
 Start: 10:25 Flag 11:10 End: 11:12

Results can be found at www.tsl-timing.com

Printed - 11:13 Friday, 02 August 2019



2019 Protyre Motorsport Ginetta GT5 Challenge

FREE PRACTICE SESSION 1 - BEST SECTORS

SECTOR 1			SECTOR 2			SECTOR 3			IDEAL / BEST COMPARISON						
POS	NO	NAME	TIME	NO	NAME	TIME	NO	NAME	TIME	POS	NO	NAME	IDEAL	BEST	DIFF
													PERFECT LAP	2:06.518	
1	90	MALIN	39.975	10	BOWERS	44.734	5	NICOSIA	41.809	1	27	MCKENNA	2:07.125	2:07.125	0.000
2	27	MCKENNA	39.996	50	MILNER	44.897	27	MCKENNA	41.821	2	5	NICOSIA	2:07.360	2:07.497	0.137
3	5	NICOSIA	40.151	28	GREEN	45.246	90	MALIN	42.003	3	90	MALIN	2:07.428	2:07.481	0.053
4	10	BOWERS	40.248	27	MCKENNA	45.308	54	SMALLEY	42.028	4	50	MILNER	2:08.032	2:08.032	0.000
5	50	MILNER	40.264	5	NICOSIA	45.400	23	HISLOP	42.539	5	54	SMALLEY	2:08.032	2:08.116	0.084
6	54	SMALLEY	40.461	90	MALIN	45.450	24	DYRDAL	42.596	6	10	BOWERS	2:08.042	2:08.435	0.393
7	28	GREEN	40.626	99	KIRKLYWI	45.523	73	RYDER	42.826	7	28	GREEN	2:08.833	2:08.902	0.069
8	23	HISLOP	40.650	54	SMALLEY	45.543	25	GRADY	42.836	8	24	DYRDAL	2:08.960	2:09.388	0.428
9	24	DYRDAL	40.676	49	PULLING	45.625	50	MILNER	42.871	9	23	HISLOP	2:09.292	2:09.787	0.495
10	99	KIRKLYWI	40.781	24	DYRDAL	45.688	48	MUTCH	42.888	10	99	KIRKLYWI	2:09.387	2:09.412	0.025
11	49	PULLING	40.832	23	HISLOP	46.103	28	GREEN	42.961	11	49	PULLING	2:09.597	2:09.747	0.150
12	48	MUTCH	41.167	25	GRADY	46.221	10	BOWERS	43.060	12	25	GRADY	2:10.302	2:11.132	0.830
13	25	GRADY	41.245	73	RYDER	46.235	99	KIRKLYWI	43.083	13	73	RYDER	2:10.335	2:10.537	0.202
14	73	RYDER	41.274	44	BUDD	46.358	49	PULLING	43.140	14	48	MUTCH	2:10.611	2:10.611	0.000
15	44	BUDD	41.301	40	HALSTEAD	46.492	44	BUDD	43.263	15	44	BUDD	2:10.922	2:11.014	0.092
16	17	PEARCE	41.447	81	MCGARTY	46.540	17	PEARCE	43.297	16	40	HALSTEAD	2:11.335	2:11.376	0.041
17	11	TOWNSEND	41.474	48	MUTCH	46.556	40	HALSTEAD	43.347	17	17	PEARCE	2:11.458	2:11.652	0.194
18	40	HALSTEAD	41.496	17	PEARCE	46.714	11	TOWNSEND	44.274	18	11	TOWNSEND	2:12.953	2:13.420	0.467
19	81	MCGARTY	42.058	11	TOWNSEND	47.205	81	MCGARTY	45.009	19	81	MCGARTY	2:13.607	2:14.154	0.547

Weather / Track : Bright / Dry

Results can be found at www.tsl-timing.com

Snetterton 300
 Circuit Length = 2.9689 miles
 Start: 10:25 Flag 11:10 End: 11:12

Printed - 11:15 Friday, 02 August 2019

2019 Protyre Motorsport Ginetta GT5 Challenge
FREE PRACTICE SESSION 1 - BEST SPEEDS

POS	INTERMEDIATE 1			INTERMEDIATE 2			FINISH LINE		
	NO	NAME	MPH	NO	NAME	MPH	NO	NAME	MPH
1	10	BOWERS	104.0	90	MALIN	119.6	5	NICOSIA	108.5
2	50	MILNER	103.8	24	DYRDAL	119.4	50	MILNER	108.5
3	28	GREEN	103.5	54	SMALLEY	119.1	54	SMALLEY	108.5
4	49	PULLING	103.4	5	NICOSIA	118.9	28	GREEN	108.5
5	99	KIRKLYWI	101.8	27	MCKENNA	118.7	90	MALIN	108.2
6	81	MCGARTY	100.0	44	BUDD	117.1	10	BOWERS	107.7
7	25	GRADY	98.1	11	TOWNSEND	117.1	27	MCKENNA	107.5
8	54	SMALLEY	94.2	25	GRADY	116.9	24	DYRDAL	107.5
9	90	MALIN	78.4	40	HALSTEAD	116.9	49	PULLING	107.2
10	5	NICOSIA	75.6	23	HISLOP	116.7	11	TOWNSEND	106.5
11	11	TOWNSEND	67.0	17	PEARCE	116.7	23	HISLOP	106.3
12	73	RYDER	62.8	73	RYDER	116.5	44	BUDD	106.3
13				48	MUTCH	116.3	25	GRADY	106.3
14				28	GREEN	81.4	17	PEARCE	106.3
15				50	MILNER	75.8	99	KIRKLYWI	106.0
16							40	HALSTEAD	106.0
17							73	RYDER	105.6
18							48	MUTCH	105.6
19							81	MCGARTY	104.5

Weather / Track : Bright / Dry

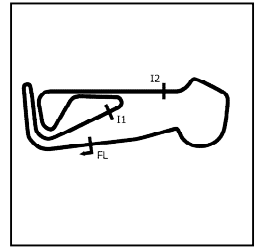
Results can be found at www.tsl-timing.com

Snetterton 300
 Circuit Length = 2.9689 miles
 Start: 10:25 Flag 11:10 End: 11:12

Printed - 11:15 Friday, 02 August 2019

2019 Protyre Motorsport Ginetta GT5 Challenge

FREE PRACTICE SESSION 1 - SECTOR ANALYSIS



SECTOR 1 = FL to I1, SECTOR 2 = I1 to I2, SECTOR 3 = I2 to FL, DIFF = Difference To Personal Best Lap, P = Crossed Finish Line in Pit Lane, D = Time Disallowed

P1 27 Pro Scott MCKENNA		Xentek Motorsport							
IDEAL LAP TIME : 2:07.125		BEST LAP TIME : 2:07.125		DIFFERENCE : 0.000					
LAP	SECTOR 1	SECTOR 2		SECTOR 3		LAP TIME	MPH	DIFF	TIME OF DAY
1 -	OUTLAP	59.523	80.8	50.091	104.8	2:53.614	61.56	46.489	10:32:56.489
2 -	41.052	46.252	116.5	42.825	106.3	2:10.129	82.13	3.004	10:35:06.618
3 -	40.572	45.862	117.3	42.376	107.0	2:08.810	82.97	1.685	10:37:15.428
4 -	40.401	45.452	117.1	42.369	107.3	2:08.222 (3)	83.35	1.097	10:39:23.650
5 -	40.410	45.423	117.9	IN PIT		14:25.710 P	12.34	12:18.585	10:53:49.360
6 -	OUTLAP	1:06.358	65.2	59.386	70.0	3:07.781	56.91	1:00.656	10:56:57.141
7 -	52.088	54.389	116.9	42.051	107.3	2:28.528	71.96	21.403	10:59:25.669
8 -	40.026	45.479	117.9	42.045	107.5	2:07.550 (2)	83.79	0.425	11:01:33.219
9 -	40.056	45.391	118.7	43.200	107.5	2:08.647	83.08	1.522	11:03:41.866
10 -	39.996	45.308	118.3	41.821	107.3	2:07.125 (1)	84.07		11:05:48.991

P2 90 Pro Josh MALIN		Richardson Racing							
IDEAL LAP TIME : 2:07.428		BEST LAP TIME : 2:07.481		DIFFERENCE : 0.053					
LAP	SECTOR 1	SECTOR 2		SECTOR 3		LAP TIME	MPH	DIFF	TIME OF DAY
1 -	OUTLAP	53.362	102.2	46.369	98.8	2:31.439	70.57	23.958	10:27:54.644
2 -	43.948	48.786	117.3	42.699	107.0	2:15.433	78.91	7.952	10:30:10.077
3 -	40.199	45.726	119.6	42.052	107.2	2:07.977 (2)	83.51	0.496	10:32:18.054
4 -	40.028	45.450	117.9	42.003	106.8	2:07.481 (1)	83.84		10:34:25.535
5 -	39.975	48.255	100.9	43.285	107.2	2:11.515	81.26	4.034	10:36:37.050
6 -	40.090	52.358	90.0	46.808	106.8	2:19.256	76.75	11.775	10:38:56.306
7 -	53.442	78.4	1:00.663	87.3	IN PIT	15:38.790 P	11.38	13:31.309	10:54:35.096
8 -	OUTLAP	46.988	117.7	55.096	106.8	2:31.151	70.71	23.670	10:57:06.247
9 -	42.167	45.979	118.3	42.244	106.8	2:10.390	81.97	2.909	10:59:16.637
10 -	40.250	45.863	118.3	42.061	107.3	2:08.174	83.38	0.693	11:01:24.811
11 -	40.215	45.672	118.5	42.114	107.0	2:08.001 (3)	83.49	0.520	11:03:32.812
12 -	46.125	49.348	119.4	42.003	108.2	2:17.476	77.74	9.995	11:05:50.288

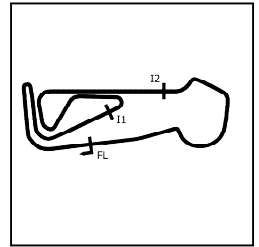
P3 5 Pro Geri NICOSIA		Quattro Motorsport								
IDEAL LAP TIME : 2:07.360		BEST LAP TIME : 2:07.497		DIFFERENCE : 0.137						
LAP	SECTOR 1	SECTOR 2		SECTOR 3		LAP TIME	MPH	DIFF	TIME OF DAY	
1 -	OUTLAP	63.3	57.629	99.2	45.231	105.8	2:39.592	66.97	32.095	10:27:55.087
2 -	41.116	46.262	117.3	43.015	106.1	2:10.393	81.96	2.896	10:30:05.480	
3 -	40.573	46.074	117.7	42.092	106.5	2:08.739	83.02	1.242	10:32:14.219	
4 -	40.542	45.698	117.9	41.957	107.7	2:08.197	83.37	0.700	10:34:22.416	
5 -	40.377	45.640	118.1	41.967	107.8	2:07.984	83.51	0.487	10:36:30.400	
6 -	40.400	45.465	118.5	41.870	108.0	2:07.735	83.67	0.238	10:38:38.135	
7 -	40.312	45.400	118.9	42.048	108.5	2:07.760	83.65	0.263	10:40:45.895	
8 -	42.277	75.6	1:03.685	72.9	IN PIT	13:26.611 P	13.25	11:19.114	10:54:12.506	
9 -	OUTLAP	59.5	53.183	108.0	43.373	107.2	2:29.829	71.33	22.332	10:56:42.335
10 -	40.579	45.708	117.9	42.339	107.7	2:08.626	83.09	1.129	10:58:50.961	
11 -	40.325	45.576	117.9	41.926	108.0	2:07.827	83.61	0.330	11:00:58.788	
12 -	40.172	45.639	118.3	41.957	108.2	2:07.768	83.65	0.271	11:03:06.556	
13 -	40.238	45.827	118.3	42.048	107.8	2:08.113	83.42	0.616	11:05:14.669	
14 -	40.320	45.477	118.3	41.822	108.4	2:07.619 (2)	83.74	0.122	11:07:22.288	
15 -	40.272	45.536	118.3	41.906	108.2	2:07.714 (3)	83.68	0.217	11:09:30.002	
16 -	40.151	45.537	118.1	41.809	108.5	2:07.497 (1)	83.83		11:11:37.499	

Weather / Track : Bright / Dry

Snetterton 300
Circuit Length = 2.9689 miles
Start: 10:25 Flag 11:10 End: 11:12

2019 Protyre Motorsport Ginetta GT5 Challenge

FREE PRACTICE SESSION 1 - SECTOR ANALYSIS



SECTOR 1 = FL to I1, SECTOR 2 = I1 to I2, SECTOR 3 = I2 to FL, DIFF = Difference To Personal Best Lap, P = Crossed Finish Line in Pit Lane, D = Time Disallowed

P4		50 Pro		Katie MILNER		Merlin International			
IDEAL LAP TIME : 2:08.032		BEST LAP TIME : 2:08.032		DIFFERENCE : 0.000					
LAP		SECTOR 1	SECTOR 2	SECTOR 3	LAP TIME	MPH	DIFF	TIME OF DAY	
1 -	OUTLAP	98.2	51.392	44.674	105.3	2:27.493	72.46	19.461	10:27:45.055
2 -		41.324	102.7	43.439	106.1	2:10.711	81.76	2.679	10:29:55.766
3 -		40.722	102.6	43.186	106.5	2:09.379	82.61	1.347	10:32:05.145
4 -		40.641	103.4	43.142	106.8	2:09.016	82.84	0.984	10:34:14.161
5 -		40.401	103.8	42.921	108.5	2:08.580 (3)	83.12	0.548	10:36:22.741
6 -		40.888	102.9	43.944	107.2	2:10.443	81.93	2.411	10:38:33.184
7 -		40.264	103.8	44.897	42.871	2:08.032 (1)	83.47		10:40:41.216
8 -		45.276	71.0	1:00.269	IN PIT	13:50.854 P	12.86	11:42.822	10:54:32.070
9 -	OUTLAP	96.0	51.684	58.730	105.8	2:37.971	67.65	29.939	10:57:10.041
10 -		40.866	103.4	43.333	106.1	2:10.331	82.00	2.299	10:59:20.372
11 -		40.383	103.5	42.934	108.0	2:08.565 (2)	83.13	0.533	11:01:28.937
12 -		40.305	103.7	43.131	106.3	2:08.831	82.96	0.799	11:03:37.768
13 -		40.671	103.4	50.204	75.8	2:15.036	79.14	7.004	11:05:52.804
14 -		40.528	103.8	43.328	106.5	2:09.149	82.75	1.117	11:08:01.953
15 -		40.306	103.8	45.272	43.246	2:08.824	82.96	0.792	11:10:10.777

P5		54 Pro		Adam SMALLEY		Elite Motorsport					
IDEAL LAP TIME : 2:08.032		BEST LAP TIME : 2:08.116		DIFFERENCE : 0.084							
LAP		SECTOR 1	SECTOR 2	SECTOR 3	LAP TIME	MPH	DIFF	TIME OF DAY			
1 -	OUTLAP	89.7	49.562	108.9	45.124	105.3	2:26.166	73.12	18.050	10:27:58.236	
2 -		41.218	46.150	116.7	42.936	106.1	2:10.304	82.02	2.188	10:30:08.540	
3 -		40.569	45.849	118.1	42.162	106.5	2:08.580 (3)	83.12	0.464	10:32:17.120	
4 -		41.652	89.4	45.681	119.1	42.296	107.2	2:09.629	82.45	1.513	10:34:26.749
5 -		40.510	45.543	118.1	42.272	107.0	2:08.325 (2)	83.28	0.209	10:36:35.074	
6 -		40.808	45.779	118.1	42.143	107.2	2:08.730	83.02	0.614	10:38:43.804	
7 -		40.461	45.627	117.9	42.028	107.2	2:08.116 (1)	83.42		10:40:51.920	
8 -		48.814	78.0	1:00.020	80.7	IN PIT	14:09.655 P	12.57	12:01.539	10:55:01.575	
9 -	OUTLAP	94.2	48.346	108.4	42.927	106.3	2:16.336	78.39	8.220	10:57:17.911	
10 -		40.669	59.286	101.3	43.104	106.6	2:23.059	74.71	14.943	10:59:40.970	
11 -		40.800	46.300	117.3	42.353	107.0	2:09.453	82.56	1.337	11:01:50.423	
12 -		40.965	45.960	117.5	42.040	107.8	2:08.965	82.87	0.849	11:03:59.388	
13 -		40.758	45.817	117.9	42.251	107.5	2:08.826	82.96	0.710	11:06:08.214	
14 -		40.716	46.118	113.9	43.274	108.5	2:10.108	82.14	1.992	11:08:18.322	

P6		10 Pro		Gus BOWERS		Xentek Motorsport				
IDEAL LAP TIME : 2:08.042		BEST LAP TIME : 2:08.435		DIFFERENCE : 0.393						
LAP		SECTOR 1	SECTOR 2	SECTOR 3	LAP TIME	MPH	DIFF	TIME OF DAY		
1 -	OUTLAP	61.0	58.614	50.293	106.3	2:52.664	61.90	44.229	10:32:56.843	
2 -		41.094	104.0	45.578	44.007	106.5	2:10.679 (3)	81.78	2.244	10:35:07.522
3 -		40.426	103.2	45.210	43.060	107.5	2:08.696 (2)	83.04	0.261	10:37:16.218
4 -		40.248	104.0	44.895	43.292	107.7	2:08.435 (1)	83.21		10:39:24.653
5 -		48.882	85.4	1:07.392	IN PIT	14:32.003 P	12.25	12:23.568	10:53:56.656	
6 -	OUTLAP	55.8	1:05.384	1:00.299	67.9	3:00.827	59.10	52.392	10:56:57.483	
7 -		52.270	68.5	53.680	43.750	106.1	2:29.700	71.39	21.265	10:59:27.183
8 -		56.728	67.0	50.786	46.334	106.6	2:33.848	69.47	25.413	11:02:01.031

Weather / Track : Bright / Dry

Results can be found at www.tsl-timing.com

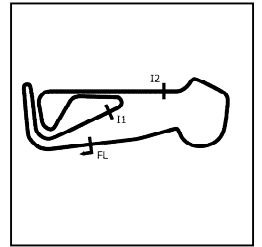
Page 2 of 7

Snetterton 300
Circuit Length = 2.9689 miles
Start: 10:25 Flag 11:10 End: 11:12

Printed - 11:15 Friday, 02 August 2019

2019 Protyre Motorsport Ginetta GT5 Challenge

FREE PRACTICE SESSION 1 - SECTOR ANALYSIS



SECTOR 1 = FL to I1, SECTOR 2 = I1 to I2, SECTOR 3 = I2 to FL, DIFF = Difference To Personal Best Lap, P = Crossed Finish Line in Pit Lane, D = Time Disallowed

P7		28 Pro		Fin GREEN		TCR				
IDEAL LAP TIME : 2:08.833		BEST LAP TIME : 2:08.902		DIFFERENCE : 0.069						
LAP	SECTOR 1	SECTOR 2	SECTOR 3	LAP TIME	MPH	DIFF	TIME OF DAY			
1 -	OUTLAP	99.5	47.715	44.421	105.1	2:18.447	77.19	9.545	10:31:47.135	
2 -	41.489	101.6	45.831	43.249	105.6	2:10.569	81.85	1.667	10:33:57.704	
3 -	41.045	101.5	45.940	43.072	106.3	2:10.057	82.17	1.155	10:36:07.761	
4 -	40.785	101.8	45.511	43.172	107.2	2:09.468 (2)	82.55	0.566	10:38:17.229	
5 -	40.626	103.0	45.625	43.933	107.2	2:10.184	82.09	1.282	10:40:27.413	
6 -	41.290	94.3	50.474	IN PIT		13:23.313 P	13.30	11:14.411	10:53:50.726	
7 -	OUTLAP	55.0	1:06.648	64.0	59.029	70.4	3:07.156	57.10	58.254	10:56:57.882
8 -	52.637	63.4	53.724	43.151	108.5	2:29.512	71.48	20.610	10:59:27.394	
9 -	40.695	102.2	45.246	42.961	107.0	2:08.902 (1)	82.91		11:01:36.296	
10 -	40.966	101.9	45.743	43.127	107.5	2:09.836 (3)	82.31	0.934	11:03:46.132	
11 -	46.865	74.8	50.485	43.099	107.3	2:20.449	76.09	11.547	11:06:06.581	
12 -	40.808	103.5	45.642	43.842	106.1	2:10.292	82.03	1.390	11:08:16.873	
13 -	40.904	102.2	47.312	81.4	43.108	107.0	2:11.324	81.38	2.422	11:10:28.197

P8		24 Pro		Will DYRDAL		Privateer				
IDEAL LAP TIME : 2:08.960		BEST LAP TIME : 2:09.388		DIFFERENCE : 0.428						
LAP	SECTOR 1	SECTOR 2	SECTOR 3	LAP TIME	MPH	DIFF	TIME OF DAY			
1 -	OUTLAP	51.143	112.2	46.651	103.4	2:26.357	73.02	16.969	10:27:50.847	
2 -	43.716	47.916	113.7	44.523	105.8	2:16.155	78.49	6.767	10:30:07.002	
3 -	41.919	47.082	117.3	IN PIT		5:50.315 P	30.50	3:40.927	10:35:57.317	
4 -	OUTLAP	47.490	116.9	43.484	105.5	2:16.339	78.39	6.951	10:38:13.656	
5 -	41.899	46.671	116.3	42.657	106.3	2:11.227	81.44	1.839	10:40:24.883	
6 -	40.922	53.395	92.5	IN PIT		13:41.720 P	13.00	11:32.332	10:54:06.603	
7 -	OUTLAP	48.055	119.4	43.955	107.5	2:18.144	77.36	8.756	10:56:24.747	
8 -	41.303	46.342	117.5	45.150	106.0	2:12.795	80.48	3.407	10:58:37.542	
9 -	40.956	46.308	117.3	42.596	107.0	2:09.860 (3)	82.30	0.472	11:00:47.402	
10 -	40.876	45.903	117.9	42.609	106.5	2:09.388 (1)	82.60		11:02:56.790	
11 -	40.676	46.022	118.3	IN PIT		3:36.405 P	49.38	1:27.017	11:06:33.195	
12 -	OUTLAP	46.118	117.3	43.209	106.8	2:13.286	80.18	3.898	11:08:46.481	
13 -	41.004	45.688	117.9	42.732	107.2	2:09.424 (2)	82.58	0.036	11:10:55.905	

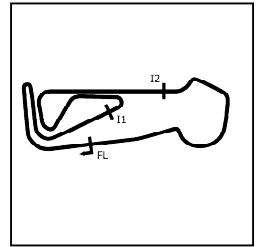
P9		99 Pro		Magnus KIRKLYWI		Race Car Consultants				
IDEAL LAP TIME : 2:09.387		BEST LAP TIME : 2:09.412		DIFFERENCE : 0.025						
LAP	SECTOR 1	SECTOR 2	SECTOR 3	LAP TIME	MPH	DIFF	TIME OF DAY			
1 -	OUTLAP	98.1	48.109	44.879	103.0	3:41.198	48.31	1:31.786	10:29:44.367	
2 -	41.697	99.2	46.407	43.986	103.4	2:12.090	80.91	2.678	10:31:56.457	
3 -	44.960	101.0	45.997	43.554	105.3	2:14.511	79.45	5.099	10:34:10.968	
4 -	41.914	101.2	46.021	43.547	105.0	2:11.482	81.28	2.070	10:36:22.450	
5 -	42.225	101.2	45.910	44.057	105.1	2:12.192	80.85	2.780	10:38:34.642	
6 -	41.281	100.9	45.974	IN PIT		15:51.991 P	11.22	13:42.579	10:54:26.633	
7 -	OUTLAP	100.3	46.972	54.233	103.8	2:29.799	71.34	20.387	10:56:56.432	
8 -	41.352	100.6	46.372	44.217	106.0	2:11.941	81.00	2.529	10:59:08.373	
9 -	41.182	100.9	46.132	44.606	105.6	2:11.920	81.01	2.508	11:01:20.293	
10 -	41.387	101.5	45.597	43.083	105.5	2:10.067 (3)	82.17	0.655	11:03:30.360	
11 -	40.849	101.2	45.771	43.375	105.6	2:09.995 (2)	82.21	0.583	11:05:40.355	
12 -	42.805	100.1	45.887	43.661	105.5	2:12.353	80.75	2.941	11:07:52.708	
13 -	40.781	101.8	45.523	43.108	105.6	2:09.412 (1)	82.58		11:10:02.120	

Weather / Track : Bright / Dry

Snetterton 300
Circuit Length = 2.9689 miles
Start: 10:25 Flag 11:10 End: 11:12

2019 Protyre Motorsport Ginetta GT5 Challenge

FREE PRACTICE SESSION 1 - SECTOR ANALYSIS



SECTOR 1 = FL to I1, SECTOR 2 = I1 to I2, SECTOR 3 = I2 to FL, DIFF = Difference To Personal Best Lap, P = Crossed Finish Line in Pit Lane, D = Time Disallowed

P10 49 Pro Abbi PULLING		Race Car Consultants								
IDEAL LAP TIME : 2:09.597		BEST LAP TIME : 2:09.747		DIFFERENCE : 0.150						
LAP	SECTOR 1	SECTOR 2	SECTOR 3	LAP TIME	MPH	DIFF	TIME OF DAY			
1 -	OUTLAP	99.1	49.394	45.541	105.0	2:24.323	74.05	14.576	10:27:35.463	
2 -	42.251	102.1	46.423	43.908	106.0	2:12.582	80.61	2.835	10:29:48.045	
3 -	41.490	101.6	45.975	43.687	106.5	2:11.152	81.49	1.405	10:31:59.197	
4 -	41.080	102.7	45.835	43.641	106.5	2:10.556	81.86	0.809	10:34:09.753	
5 -	41.213	103.0	45.693	43.406	107.2	2:10.312 (3)	82.01	0.565	10:36:20.065	
6 -	41.133	103.4	45.855	43.368	106.6	2:10.356	81.99	0.609	10:38:30.421	
7 -	40.832	103.4	45.625	43.290	106.5	2:09.747 (1)	82.37		10:40:40.168	
8 -	44.731	84.5	59.808	IN PIT		13:13.215 P	13.47	11:03.468	10:53:53.383	
9 -	OUTLAP	101.0	47.345	44.521	105.3	2:20.298	76.18	10.551	10:56:13.681	
10 -	41.307	102.4	46.269	43.726	105.5	2:11.302	81.40	1.555	10:58:24.983	
11 -	41.206	102.1	46.191	43.355	106.0	2:10.752	81.74	1.005	11:00:35.735	
12 -	41.088	102.4	45.716	43.140	106.3	2:09.944 (2)	82.25	0.197	11:02:45.679	

P11 23 Pro Josh HISLOP		Race Car Consultants								
IDEAL LAP TIME : 2:09.292		BEST LAP TIME : 2:09.787		DIFFERENCE : 0.495						
LAP	SECTOR 1	SECTOR 2	SECTOR 3	LAP TIME	MPH	DIFF	TIME OF DAY			
1 -	OUTLAP	48.576	114.7	44.975	103.0	2:21.714	75.42	11.927	10:27:35.251	
2 -	41.959	46.953	115.3	43.457	104.3	2:12.369	80.74	2.582	10:29:47.620	
3 -	41.308	46.546	116.7	43.023	105.3	2:10.877	81.66	1.090	10:31:58.497	
4 -	41.157	46.472	116.1	43.224	105.5	2:10.853	81.68	1.066	10:34:09.350	
5 -	40.739	46.248	115.9	43.485	105.0	2:10.472	81.91	0.685	10:36:19.822	
6 -	40.807	46.103	116.5	42.877	106.0	2:09.787 (1)	82.35		10:38:29.609	
7 -	40.650	48.385	81.3	IN PIT		15:23.352 P	11.57	13:13.565	10:53:52.961	
8 -	OUTLAP	46.995	115.9	43.133	104.6	2:17.411	77.78	7.624	10:56:10.372	
9 -	41.131	46.564	115.7	42.792	105.3	2:10.487	81.90	0.700	10:58:20.859	
10 -	40.923	46.383	115.9	43.061	106.0	2:10.367	81.98	0.580	11:00:31.226	
11 -	40.877	46.528	115.3	42.539	105.8	2:09.944 (3)	82.25	0.157	11:02:41.170	
12 -	40.957	46.450	116.5	42.674	105.1	2:10.081	82.16	0.294	11:04:51.251	
13 -	40.887	46.132	116.1	42.865	106.0	2:09.884 (2)	82.28	0.097	11:07:01.135	
14 -	41.699	46.578	115.5	43.156	106.3	2:11.433	81.31	1.646	11:09:12.568	
15 -	40.840	46.234	114.9	42.880	106.0	2:09.954	82.24	0.167	11:11:22.522	

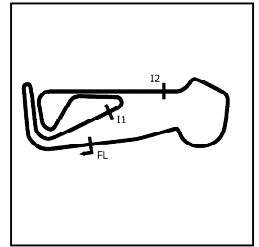
P12 73 Pro Lewis RYDER		Privateer								
IDEAL LAP TIME : 2:10.335		BEST LAP TIME : 2:10.537		DIFFERENCE : 0.202						
LAP	SECTOR 1	SECTOR 2	SECTOR 3	LAP TIME	MPH	DIFF	TIME OF DAY			
1 -	OUTLAP	48.221	113.1	44.800	103.5	2:22.238	75.14	11.701	10:29:08.993	
2 -	41.943	46.813	115.1	43.644	104.0	2:12.400	80.72	1.863	10:31:21.393	
3 -	41.576	46.495	114.7	43.479	102.6	2:11.550	81.24	1.013	10:33:32.943	
4 -	41.402	46.449	114.5	43.216	104.6	2:11.067 (3)	81.54	0.530	10:35:44.010	
5 -	41.274	46.311	115.3	42.952	105.0	2:10.537 (1)	81.87		10:37:54.547	
6 -	41.722	46.441	114.3	42.983	104.8	2:11.146	81.49	0.609	10:40:05.693	
7 -	41.696	59.137	71.0	IN PIT		14:25.012 P	12.35	12:14.475	10:54:30.705	
8 -	OUTLAP	47.974	112.2	51.010	104.5	2:26.317	73.04	15.780	10:56:57.022	
9 -	41.527	46.235	116.5	43.077	105.0	2:10.839 (2)	81.68	0.302	10:59:07.861	
10 -	42.219	46.269	116.3	43.040	105.3	2:11.528	81.26	0.991	11:01:19.389	
11 -	58.431	62.8	47.332	43.026	105.6	2:28.789	71.83	18.252	11:03:48.178	
12 -	41.716	46.364	115.7	43.149	105.6	2:11.229	81.44	0.692	11:05:59.407	
13 -	41.707	46.789	115.3	42.826	105.5	2:11.322	81.38	0.785	11:08:10.729	
14 -	41.443	46.900	115.3	42.979	105.3	2:11.322	81.38	0.785	11:10:22.051	

Weather / Track : Bright / Dry

Snetterton 300
Circuit Length = 2.9689 miles
Start: 10:25 Flag 11:10 End: 11:12

2019 Protyre Motorsport Ginetta GT5 Challenge

FREE PRACTICE SESSION 1 - SECTOR ANALYSIS



SECTOR 1 = FL to I1, SECTOR 2 = I1 to I2, SECTOR 3 = I2 to FL, DIFF = Difference To Personal Best Lap, P = Crossed Finish Line in Pit Lane, D = Time Disallowed

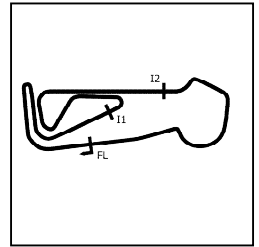
P13 48 Pro		Gordie MUTCH		Fox Motorsport					
IDEAL LAP TIME : 2:10.611		BEST LAP TIME : 2:10.611		DIFFERENCE : 0.000					
LAP	SECTOR 1	SECTOR 2		SECTOR 3		LAP TIME	MPH	DIFF	TIME OF DAY
1 -	OUTLAP	48.152	113.7	IN PIT		4:48.953 P	36.98	2:38.342	10:30:10.650
2 -	OUTLAP	49.880	94.7	51.106	105.1	2:28.352	72.04	17.741	10:32:39.002
3 -	44.405	47.884	116.3	43.501	105.3	2:15.790 (3)	78.71	5.179	10:34:54.792
4 -	41.477	46.825	115.7	IN PIT		5:17.430 P	33.67	3:06.819	10:40:12.222
5 -	OUTLAP	52.928	92.0	IN PIT		13:32.980 P	13.14	11:22.369	10:53:45.202
6 -	OUTLAP	46.975	115.9	43.504	104.8	2:16.799	78.12	6.188	10:56:02.001
7 -	41.768	46.738	115.5	43.061	105.1	2:11.567 (2)	81.23	0.956	10:58:13.568
8 -	41.167	46.556	116.3	42.888	105.6	2:10.611 (1)	81.83		11:00:24.179

P14 44 Pro		Charlie BUDD		Elite Motorsport					
IDEAL LAP TIME : 2:10.922		BEST LAP TIME : 2:11.014		DIFFERENCE : 0.092					
LAP	SECTOR 1	SECTOR 2		SECTOR 3		LAP TIME	MPH	DIFF	TIME OF DAY
1 -	OUTLAP	49.764	113.3	46.676	102.9	2:25.974	73.21	14.960	10:29:20.273
2 -	43.686	48.288	114.3	44.750	103.8	2:16.724	78.17	5.710	10:31:36.997
3 -	41.908	47.365	115.3	43.564	105.0	2:12.837	80.46	1.823	10:33:49.834
4 -	41.805	46.855	117.1	44.081	106.3	2:12.741	80.51	1.727	10:36:02.575
5 -	42.355	47.150	117.1	43.513	105.8	2:13.018	80.35	2.004	10:38:15.593
6 -	41.463	46.405	117.1	43.808	104.8	2:11.676 (3)	81.16	0.662	10:40:27.269
7 -	43.125	54.736	84.5	IN PIT		13:46.364 P	12.93	11:35.350	10:54:13.633
8 -	OUTLAP	53.916	103.2	47.468	104.0	2:34.394	69.22	23.380	10:56:48.027
9 -	42.271	47.561	114.1	45.026	104.0	2:14.858	79.25	3.844	10:59:02.885
10 -	41.765	47.040	115.1	43.621	105.0	2:12.426	80.70	1.412	11:01:15.311
11 -	41.437	46.702	116.1	43.263	105.6	2:11.402 (2)	81.33	0.388	11:03:26.713
12 -	41.301	46.358	115.5	43.355	105.3	2:11.014 (1)	81.57		11:05:37.727
13 -	1:11.704	48.345	114.3	44.857	104.6	2:44.906	64.81	33.892	11:08:22.633
14 -	43.860	47.539	115.1	44.729	95.4	2:16.128	78.51	5.114	11:10:38.761

P15 25 Pro		Connor GRADY		TCR					
IDEAL LAP TIME : 2:10.302		BEST LAP TIME : 2:11.132		DIFFERENCE : 0.830					
LAP	SECTOR 1	SECTOR 2		SECTOR 3		LAP TIME	MPH	DIFF	TIME OF DAY
1 -	OUTLAP	56.610	83.7	51.300	88.4	2:45.249	64.67	34.117	10:28:12.952
2 -	48.574	83.3	53.548	86.2	50.301	91.3	2:32.423	70.12	21.291
3 -	46.481	92.4	51.052	47.737	96.2	2:25.270	73.57	14.138	10:33:10.645
4 -	45.231	94.9	49.551	IN PIT		3:47.294 P	47.02	1:36.162	10:36:57.939
5 -	OUTLAP	49.745	105.1	45.754	100.1	2:23.663	74.39	12.531	10:39:21.602
6 -	44.461	98.1	55.720	94.6	IN PIT	14:30.731 P	12.27	12:19.599	10:53:52.333
7 -	OUTLAP	58.2	1:06.483	62.3	58.820	70.7	3:06.012	57.45	54.880
8 -	52.702	63.5	54.960	114.1	43.798	104.3	2:31.460	70.56	20.328
9 -	42.030	46.899	113.9	43.648	104.0	2:12.577	80.61	1.445	11:01:42.382
10 -	41.782	46.485	115.5	43.260	104.5	2:11.527 (2)	81.26	0.395	11:03:53.909
11 -	42.125	46.835	115.7	42.959	105.3	2:11.919 (3)	81.02	0.787	11:06:05.828
12 -	41.245	47.228	116.9	43.704	105.1	2:12.177	80.86	1.045	11:08:18.005
13 -	42.075	46.221	116.9	42.836	106.3	2:11.132 (1)	81.50		11:10:29.137

2019 Protyre Motorsport Ginetta GT5 Challenge

FREE PRACTICE SESSION 1 - SECTOR ANALYSIS



SECTOR 1 = FL to I1, SECTOR 2 = I1 to I2, SECTOR 3 = I2 to FL, DIFF = Difference To Personal Best Lap, P = Crossed Finish Line in Pit Lane, D = Time Disallowed

P16 40 Pro Nick HALSTEAD		Fox Motorsport							
IDEAL LAP TIME : 2:11.335		BEST LAP TIME : 2:11.376		DIFFERENCE : 0.041					
LAP	SECTOR 1	SECTOR 2		SECTOR 3		LAP TIME	MPH	DIFF	TIME OF DAY
1 -	OUTLAP	52.007	101.8	46.490	103.7	2:32.468	70.10	21.092	10:28:01.006
2 -	42.777	48.472	115.5	45.389	104.3	2:16.638	78.22	5.262	10:30:17.644
3 -	42.822	47.802	116.9	IN PIT		5:29.966	P 32.39	3:18.590	10:35:47.610
4 -	OUTLAP	47.624	114.5	44.327	104.8	2:18.154	77.36	6.778	10:38:05.764
5 -	42.247	47.386	114.5	43.907	105.3	2:13.540	80.03	2.164	10:40:19.304
6 -	42.001	55.635	85.5	IN PIT		13:38.305	P 13.06	11:26.929	10:53:57.609
7 -	OUTLAP	49.212	115.5	43.781	104.8	2:25.009	73.70	13.633	10:56:22.618
8 -	41.631	47.014	115.5	1:02.892	104.5	2:31.537	70.53	20.161	10:58:54.155
9 -	41.677	47.081	115.3	43.714	105.3	2:12.472	80.68	1.096	11:01:06.627
10 -	41.496	46.999	115.9	44.341	104.6	2:12.836	80.46	1.460	11:03:19.463
11 -	41.732	47.161	116.1	43.923	104.8	2:12.816	80.47	1.440	11:05:32.279
12 -	41.746	46.751	115.9	43.701	105.5	2:12.198	(3) 80.84	0.822	11:07:44.477
13 -	41.541	46.631	115.7	43.369	106.0	2:11.541	(2) 81.25	0.165	11:09:56.018
14 -	41.537	46.492	115.9	43.347	105.6	2:11.376	(1) 81.35		11:12:07.394

P17 17 Am Wesley PEARCE		Elite Motorsport							
IDEAL LAP TIME : 2:11.458		BEST LAP TIME : 2:11.652		DIFFERENCE : 0.194					
LAP	SECTOR 1	SECTOR 2		SECTOR 3		LAP TIME	MPH	DIFF	TIME OF DAY
1 -	OUTLAP	49.977	105.3	46.289	105.8	2:25.975	73.21	14.323	10:28:01.172
2 -	42.653	47.506	116.1	44.987	105.0	2:15.146	79.08	3.494	10:30:16.318
3 -	42.469	47.594	116.5	43.707	105.1	2:13.770	79.89	2.118	10:32:30.088
4 -	42.130	46.987	116.7	44.035	105.5	2:13.152	80.26	1.500	10:34:43.240
5 -	41.999	46.885	116.3	43.389	105.5	2:12.273	80.80	0.621	10:36:55.513
6 -	41.447	47.599	115.3	43.760	106.3	2:12.806	80.47	1.154	10:39:08.319
7 -	41.462	47.174	115.9	IN PIT		14:55.983	P 11.92	12:44.331	10:54:04.302
8 -	OUTLAP	48.053	115.9	44.073	105.6	2:20.223	76.22	8.571	10:56:24.525
9 -	42.576	47.279	116.1	44.811	106.0	2:14.666	79.36	3.014	10:58:39.191
10 -	41.880	46.990	115.5	43.927	106.1	2:12.797	80.48	1.145	11:00:51.988
11 -	41.571	46.784	116.3	43.297	106.0	2:11.652	(1) 81.18		11:03:03.640
12 -	41.788	47.361	115.5	44.058	105.3	2:13.207	80.23	1.555	11:05:16.847
13 -	41.832	46.714	115.7	43.563	106.1	2:12.109	(3) 80.90	0.457	11:07:28.956
14 -	41.645	46.931	115.7	43.530	105.8	2:12.106	(2) 80.90	0.454	11:09:41.062

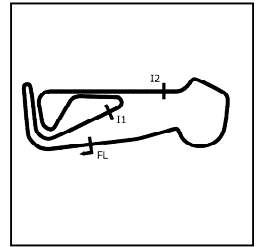
P18 11 Am James TOWNSEND		Fox Motorsport								
IDEAL LAP TIME : 2:12.953		BEST LAP TIME : 2:13.420		DIFFERENCE : 0.467						
LAP	SECTOR 1	SECTOR 2		SECTOR 3		LAP TIME	MPH	DIFF	TIME OF DAY	
1 -	OUTLAP	67.0	59.123	90.5	48.435	93.4	2:40.796	66.46	27.376	10:28:01.591
2 -	44.327	48.663	115.5	45.904	106.0	2:18.894	76.95	5.474	10:30:20.485	
3 -	42.922	47.483	116.5	44.928	105.8	2:15.333	(3) 78.97	1.913	10:32:35.818	
4 -	41.717	47.205	117.1	44.498	106.0	2:13.420	(1) 80.10		10:34:49.238	
5 -	51.524	47.335	116.1	44.274	105.1	2:23.133	74.67	9.713	10:37:12.371	
6 -	41.607	47.671	111.8	44.527	106.5	2:13.805	(2) 79.87	0.385	10:39:26.176	

Weather / Track : Bright / Dry

Snetterton 300
Circuit Length = 2.9689 miles
Start: 10:25 Flag 11:10 End: 11:12

2019 Protyre Motorsport Ginetta GT5 Challenge

FREE PRACTICE SESSION 1 - SECTOR ANALYSIS



SECTOR 1 = FL to I1, SECTOR 2 = I1 to I2, SECTOR 3 = I2 to FL, DIFF = Difference To Personal Best Lap, P = Crossed Finish Line in Pit Lane, D = Time Disallowed

P19 81 Am Phil MCGARTY		GBR							
IDEAL LAP TIME : 2:13.607		BEST LAP TIME : 2:14.154		DIFFERENCE : 0.547					
LAP	SECTOR 1	SECTOR 2	SECTOR 3	LAP TIME	MPH	DIFF	TIME OF DAY		
1 -	OUTLAP	94.3	48.236	46.179	101.8	2:24.782	73.82	10.628	10:29:12.966
2 -	45.253	94.6	47.383	46.261	101.8	2:18.897	76.94	4.743	10:31:31.863
3 -	42.853	98.8	47.321	45.735	102.4	2:15.909	78.64	1.755	10:33:47.772
4 -	42.257	99.1	47.128	45.195	103.2	2:14.580 (2)	79.41	0.426	10:36:02.352
5 -	43.944		46.776	45.186	104.5	2:15.906	78.64	1.752	10:38:18.258
6 -	42.965	98.9	1:17.941	IN PIT		16:09.605 P	11.02	13:55.451	10:54:27.863
7 -	OUTLAP	98.1	49.327	52.096	103.5	2:30.638	70.95	16.484	10:56:58.501
8 -	42.993		46.863	45.120	103.0	2:14.976	79.18	0.822	10:59:13.477
9 -	43.478		46.540	45.268	102.7	2:15.286	79.00	1.132	11:01:28.763
10 -	42.123	100.0	46.638	46.176	103.5	2:14.937 (3)	79.20	0.783	11:03:43.700
11 -	42.058		47.087	45.009	103.4	2:14.154 (1)	79.67		11:05:57.854
12 -	43.117		47.098	1:12.157	103.0	2:42.372	65.82	28.218	11:08:40.226
13 -	42.430	98.8	46.953	47.542	100.6	2:16.925	78.05	2.771	11:10:57.151

2019 Protyre Motorsport Ginetta GT5 Challenge

FREE PRACTICE SESSION 1 - STATISTICS

Competitors Started 19
Planned Start 2019-08-02 @ 10:25:00.000
Actual Start 2019-08-02 @ 10:25:03.102
Finish Time 2019-08-02 @ 11:10:04.256
Track Length 2.9689mi.
Total Laps 237
Total Distance Covered 703.6320mi.

Session Fastest Lap History

NO	CL	NAME	LAP TIME	TIME OF DAY	LAP	VEHICLE
23	Pro	Josh HISLOP	2:12.369	10:29:47.639	2	Race Car Consultants
50	Pro	Katie MILNER	2:10.711	10:29:55.783	2	Merlin International
5	Pro	Geri NICOSIA	2:10.393	10:30:05.502	2	Quattro Motorsport
54	Pro	Adam SMALLEY	2:10.304	10:30:08.552	2	Elite Motorsport
50	Pro	Katie MILNER	2:09.379	10:32:05.161	3	Merlin International
5	Pro	Geri NICOSIA	2:08.739	10:32:14.240	3	Quattro Motorsport
54	Pro	Adam SMALLEY	2:08.580	10:32:17.132	3	Elite Motorsport
90	Pro	Josh MALIN	2:07.977	10:32:18.067	3	Richardson Racing
90	Pro	Josh MALIN	2:07.481	10:34:25.548	4	Richardson Racing
27	Pro	Scott MCKENNA	2:07.125	11:05:49.002	10	Xentek Motorsport

Flag History

TYPE	TIME OF DAY
GREEN	10:25:03.102
RED	10:40:53.203
GREEN	10:53:42.726
FINISH	11:10:04.256

Flag Statistics

TYPE	COUNT	TOTAL LAPS	TOTAL TIME
Green	2	16	34:50.590
Red	1	0	12:49.522
Safety Car	0	0	0.000
FCY	0	0	0.000

Weather / Track : Bright / Dry

Results can be found at www.tsl-timing.com

Page 1 of 3

Snetterton 300
Circuit Length = 2.9689 miles
Start: 10:25 Flag 11:10 End: 11:12

Printed - 11:15 Friday, 02 August 2019

2019 Protyre Motorsport Ginetta GT5 Challenge

FREE PRACTICE SESSION 1 - STATISTICS

CLASS : Pro

16 Starters

Fastest Lap History

NO	NAME	LAP TIME	TIME OF DAY	LAP	VEHICLE
23	Josh HISLOP	2:12.369	10:29:47.639	2	Race Car Consultants
50	Katie MILNER	2:10.711	10:29:55.783	2	Merlin International
5	Geri NICOSIA	2:10.393	10:30:05.502	2	Quattro Motorsport
54	Adam SMALLEY	2:10.304	10:30:08.552	2	Elite Motorsport
50	Katie MILNER	2:09.379	10:32:05.161	3	Merlin International
5	Geri NICOSIA	2:08.739	10:32:14.240	3	Quattro Motorsport
54	Adam SMALLEY	2:08.580	10:32:17.132	3	Elite Motorsport
90	Josh MALIN	2:07.977	10:32:18.067	3	Richardson Racing
90	Josh MALIN	2:07.481	10:34:25.548	4	Richardson Racing
27	Scott MCKENNA	2:07.125	11:05:49.002	10	Xentek Motorsport

Weather / Track : Bright / Dry

Results can be found at www.tsl-timing.com

Page 2 of 3

Snetterton 300
Circuit Length = 2.9689 miles
Start: 10:25 Flag 11:10 End: 11:12

Printed - 11:15 Friday, 02 August 2019

2019 Protyre Motorsport Ginetta GT5 Challenge

FREE PRACTICE SESSION 1 - STATISTICS

CLASS : Am

3 Starters

Fastest Lap History

NO	NAME	LAP TIME	TIME OF DAY	LAP	VEHICLE
17	Wesley PEARCE	2:15.146	10:30:16.333	2	Elite Motorsport
17	Wesley PEARCE	2:13.770	10:32:30.103	3	Elite Motorsport
17	Wesley PEARCE	2:13.152	10:34:43.254	4	Elite Motorsport
17	Wesley PEARCE	2:12.273	10:36:55.528	5	Elite Motorsport
17	Wesley PEARCE	2:11.652	11:03:03.655	11	Elite Motorsport

Weather / Track : Bright / Dry

Results can be found at www.tsl-timing.com

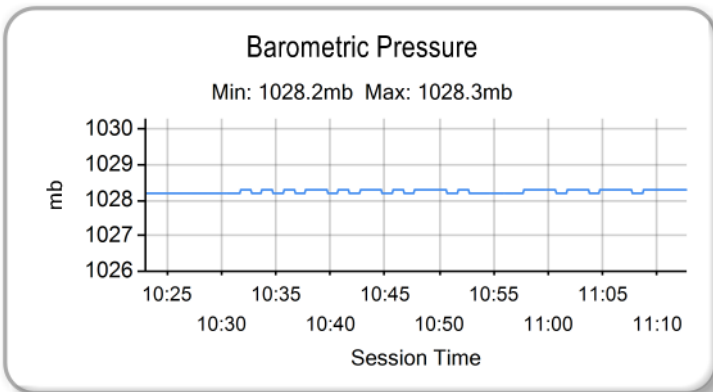
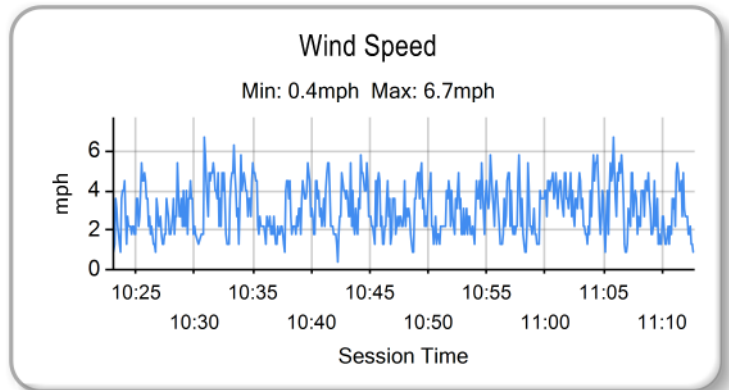
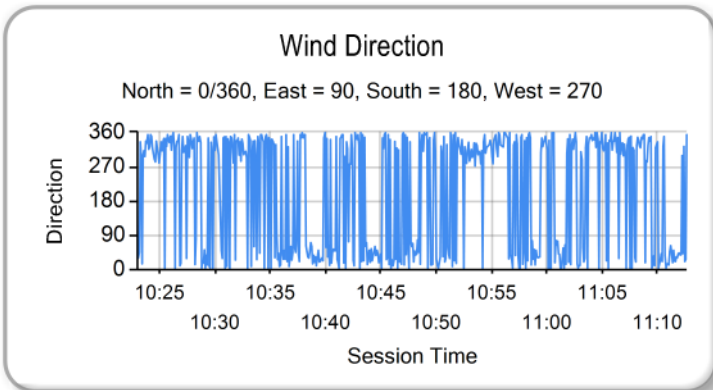
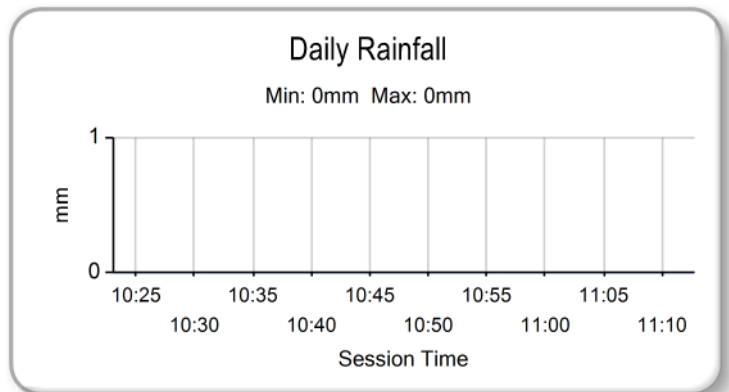
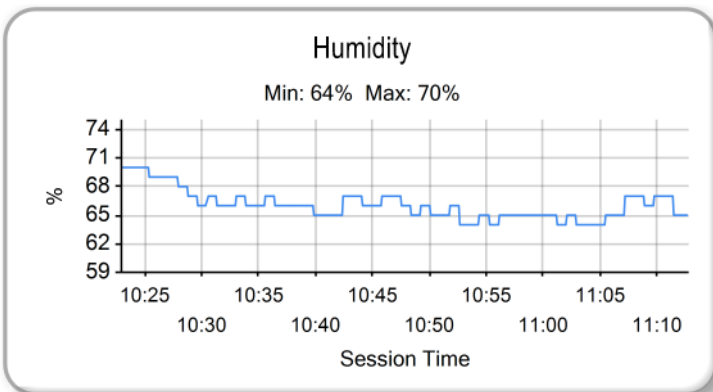
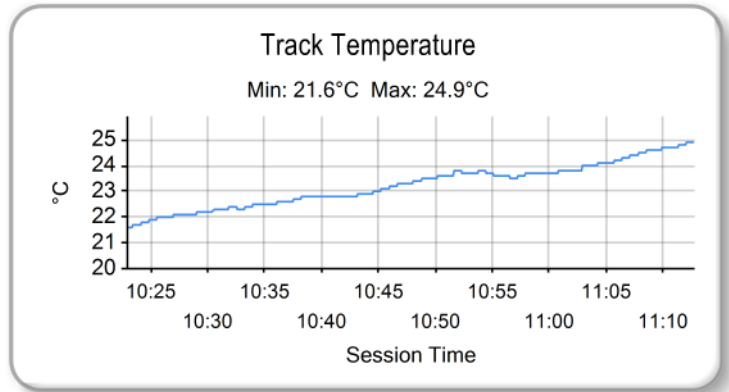
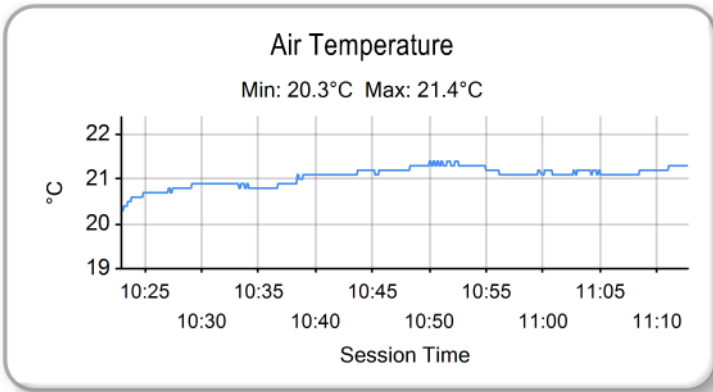
Page 3 of 3

Snetterton 300
Circuit Length = 2.9689 miles
Start: 10:25 Flag 11:10 End: 11:12

Printed - 11:15 Friday, 02 August 2019

2019 Protyre Motorsport Ginetta GT5 Challenge

FREE PRACTICE SESSION 1 - WEATHER CONDITIONS



Weather / Track : Bright / Dry

Results can be found at www.tsl-timing.com

Snetterton 300
Circuit Length = 2.9689 miles
Start: 10:25 Flag 11:10 End: 11:12

Printed - 11:15 Friday, 02 August 2019

2019 Protyre Motorsport Ginetta GT5 Challenge

FREE PRACTICE SESSION 2 - CLASSIFICATION

POS	NO	CL	PIC NAME	NAT	ENTRY	TIME	ON	LAPS	GAP	DIFF	MPH
1	27	Pro	1 Scott MCKENNA		Xentek Motorsport	2:07.656	9	9			83.72
2	54	Pro	2 Adam SMALLEY		Elite Motorsport	2:07.817	11	13	0.161	0.161	83.62
3	48	Pro	3 Gordie MUTCH		Fox Motorsport	2:08.019	11	17	0.363	0.202	83.48
4	50	Pro	4 Katie MILNER		Merlin International	2:08.090	9	15	0.434	0.071	83.44
5	5	Pro	5 Geri NICOSIA		Quattro Motorsport	2:08.257	3	11	0.601	0.167	83.33
6	90	Pro	6 Josh MALIN		Richardson Racing	2:08.292	8	14	0.636	0.035	83.31
7	28	Pro	7 Fin GREEN		TCR	2:08.306	9	15	0.650	0.014	83.30
8	10	Pro	8 Gus BOWERS		Xentek Motorsport	2:08.401	7	10	0.745	0.095	83.23
9	49	Pro	9 Abbi PULLING		Race Car Consultants	2:08.709	11	15	1.053	0.308	83.04
10	99	Pro	10 Magnus KIRKLYWI		Race Car Consultants	2:09.197	9	12	1.541	0.488	82.72
11	24	Pro	11 Will DYRDAL		Privateer	2:09.424	9	16	1.768	0.227	82.58
12	73	Pro	12 Lewis RYDER		Privateer	2:09.577	9	16	1.921	0.153	82.48
13	23	Pro	13 Josh HISLOP		Race Car Consultants	2:10.004	12	14	2.348	0.427	82.21
14	11	Am	1 James TOWNSEND		Fox Motorsport	2:10.261	13	13	2.605	0.257	82.05
15	40	Pro	14 Nick HALSTEAD		Fox Motorsport	2:10.559	9	15	2.903	0.298	81.86
16	44	Pro	15 Charlie BUDD		Elite Motorsport	2:11.134	9	12	3.478	0.575	81.50
17	17	Am	2 Wesley PEARCE		Elite Motorsport	2:11.341	9	14	3.685	0.207	81.37
18	69	Pro	16 Jesse CHAMBERLAIN		Xentek Motorsport	2:11.606	9	12	3.950	0.265	81.21
19	25	Pro	17 Connor GRADY		TCR	2:12.174	2	3	4.518	0.568	80.86
20	81	Am	3 Phil MCGARTY		GBR	2:13.612	11	16	5.956	1.438	79.99

Weather / Track : Bright / Dry

Results can be found at www.tsl-timing.com

Snetterton 300
 Circuit Length = 2.9689 miles
 Start: 14:37 Flag 15:21 End: 15:21

Printed - 15:21 Friday, 02 August 2019



2019 Protyre Motorsport Ginetta GT5 Challenge

FREE PRACTICE SESSION 2 - BEST SECTORS

SECTOR 1			SECTOR 2			SECTOR 3			IDEAL / BEST COMPARISON						
POS	NO	NAME	TIME	NO	NAME	TIME	NO	NAME	TIME	POS	NO	NAME	IDEAL	BEST	DIFF
													PERFECT LAP	2:06.894	
1	50	MILNER	40.042	10	BOWERS	44.968	54	SMALLEY	41.884	1	27	MCKENNA	2:07.380	2:07.656	0.276
2	27	MCKENNA	40.043	50	MILNER	45.052	27	MCKENNA	41.956	2	54	SMALLEY	2:07.537	2:07.817	0.280
3	48	MUTCH	40.096	28	GREEN	45.186	48	MUTCH	42.070	3	50	MILNER	2:07.773	2:08.090	0.317
4	54	SMALLEY	40.236	49	PULLING	45.202	5	NICOSIA	42.100	4	5	NICOSIA	2:07.804	2:08.257	0.453
5	90	MALIN	40.250	27	MCKENNA	45.381	90	MALIN	42.109	5	48	MUTCH	2:07.811	2:08.019	0.208
6	5	NICOSIA	40.256	54	SMALLEY	45.417	24	DYRDAL	42.350	6	90	MALIN	2:07.985	2:08.292	0.307
7	10	BOWERS	40.256	99	KIRKLYWI	45.421	73	RYDER	42.490	7	28	GREEN	2:08.214	2:08.306	0.092
8	28	GREEN	40.326	5	NICOSIA	45.448	50	MILNER	42.679	8	10	BOWERS	2:08.254	2:08.401	0.147
9	24	DYRDAL	40.519	90	MALIN	45.626	28	GREEN	42.702	9	24	DYRDAL	2:08.588	2:09.424	0.836
10	49	PULLING	40.599	48	MUTCH	45.645	23	HISLOP	42.715	10	49	PULLING	2:08.709	2:08.709	0.000
11	99	KIRKLYWI	40.632	24	DYRDAL	45.719	49	PULLING	42.908	11	99	KIRKLYWI	2:09.129	2:09.197	0.068
12	23	HISLOP	40.832	73	RYDER	45.862	11	TOWNSEND	42.980	12	73	RYDER	2:09.387	2:09.577	0.190
13	11	TOWNSEND	40.882	40	HALSTEAD	46.132	10	BOWERS	43.030	13	23	HISLOP	2:09.799	2:10.004	0.205
14	40	HALSTEAD	40.936	23	HISLOP	46.252	99	KIRKLYWI	43.076	14	11	TOWNSEND	2:10.141	2:10.261	0.120
15	69	CHAMBERLAIN	41.014	11	TOWNSEND	46.279	17	PEARCE	43.095	15	40	HALSTEAD	2:10.193	2:10.559	0.366
16	73	RYDER	41.035	81	MCGARTY	46.305	40	HALSTEAD	43.125	16	69	CHAMBERLAIN	2:10.807	2:11.606	0.799
17	44	BUDD	41.100	69	CHAMBERLAIN	46.322	44	BUDD	43.333	17	44	BUDD	2:10.829	2:11.134	0.305
18	17	PEARCE	41.439	44	BUDD	46.396	69	CHAMBERLAIN	43.471	18	17	PEARCE	2:11.240	2:11.341	0.101
19	25	GRADY	41.535	25	GRADY	46.575	25	GRADY	44.018	19	25	GRADY	2:12.128	2:12.174	0.046
20	81	MCGARTY	41.816	17	PEARCE	46.706	81	MCGARTY	44.548	20	81	MCGARTY	2:12.669	2:13.612	0.943

Weather / Track : Bright / Dry

Results can be found at www.tsl-timing.com

Snetterton 300
 Circuit Length = 2.9689 miles
 Start: 14:37 Flag 15:21 End: 15:21

Printed - 15:23 Friday, 02 August 2019

2019 Protyre Motorsport Ginetta GT5 Challenge

FREE PRACTICE SESSION 2 - BEST SPEEDS

POS	INTERMEDIATE 1			INTERMEDIATE 2			FINISH LINE		
	NO	NAME	MPH	NO	NAME	MPH	NO	NAME	MPH
1	50	MILNER	105.8	27	MCKENNA	120.6	5	NICOSIA	108.7
2	5	NICOSIA	105.5	28	GREEN	120.4	28	GREEN	108.7
3	54	SMALLEY	105.1	54	SMALLEY	120.0	54	SMALLEY	108.2
4	90	MALIN	104.3	50	MILNER	120.0	27	MCKENNA	107.5
5	10	BOWERS	104.3	5	NICOSIA	120.0	50	MILNER	107.5
6	27	MCKENNA	104.2	24	DYRDAL	119.8	73	RYDER	107.3
7	48	MUTCH	103.8	25	GRADY	119.4	10	BOWERS	106.8
8	69	CHAMBERLAIN	103.7	90	MALIN	118.9	99	KIRKLYWI	106.8
9	49	PULLING	103.5	73	RYDER	118.1	24	DYRDAL	106.8
10	11	TOWNSEND	103.4	69	CHAMBERLAIN	118.1	49	PULLING	106.5
11	28	GREEN	103.2	48	MUTCH	117.9	17	PEARCE	106.5
12	73	RYDER	103.2	11	TOWNSEND	117.9	90	MALIN	106.3
13	40	HALSTEAD	103.2	40	HALSTEAD	117.5	11	TOWNSEND	106.3
14	23	HISLOP	103.0	23	HISLOP	117.3	69	CHAMBERLAIN	106.3
15	99	KIRKLYWI	102.6	17	PEARCE	117.3	25	GRADY	106.3
16	17	PEARCE	102.6	44	BUDD	116.9	23	HISLOP	106.1
17	25	GRADY	102.6				48	MUTCH	105.8
18	44	BUDD	102.2				40	HALSTEAD	105.3
19	81	MCGARTY	102.1				44	BUDD	105.3
20							81	MCGARTY	104.5

Weather / Track : Bright / Dry

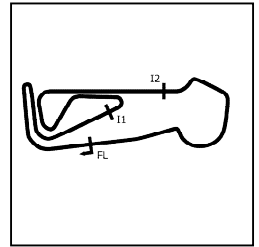
Results can be found at www.tsl-timing.com

Snetterton 300
 Circuit Length = 2.9689 miles
 Start: 14:37 Flag 15:21 End: 15:21

Printed - 15:23 Friday, 02 August 2019

2019 Protyre Motorsport Ginetta GT5 Challenge

FREE PRACTICE SESSION 2 - SECTOR ANALYSIS



SECTOR 1 = FL to I1, SECTOR 2 = I1 to I2, SECTOR 3 = I2 to FL, DIFF = Difference To Personal Best Lap, P = Crossed Finish Line in Pit Lane, D = Time Disallowed

P1		27 Pro		Scott MCKENNA		Xentek Motorsport					
IDEAL LAP TIME : 2:07.380		BEST LAP TIME : 2:07.656		DIFFERENCE : 0.276							
LAP	SECTOR 1	SECTOR 2		SECTOR 3		LAP TIME	MPH	DIFF	TIME OF DAY		
1 -	OUTLAP	73.6	57.007	80.6	48.886	99.2	2:44.062	65.14	36.406	14:40:41.280	
2 -	45.896	85.9	51.699	79.3	47.136	99.7	2:24.731	73.84	17.075	14:43:06.011	
3 -	48.654	64.5	58.557	93.0	45.759	106.5	2:32.970	69.87	25.314	14:45:38.981	
4 -	45.407	74.4	53.703	82.2	IN PIT		4:23.848	P	40.50	2:16.192	14:50:02.829
5 -	OUTLAP	75.0	53.798	110.5	51.765	105.8	2:34.773	69.05	27.117	14:52:37.602	
6 -	41.215	104.0	46.226	117.1	42.204	105.8	2:09.645	(3)	82.44	1.989	14:54:47.247
7 -	40.225	103.2	45.689	117.5	41.956	106.6	2:07.870	(2)	83.58	0.214	14:56:55.117
8 -	40.072	104.2	45.381	120.6	46.616	107.5	2:12.069	80.92	4.413	14:59:07.186	
9 -	40.043	103.8	45.452	118.3	42.161	107.0	2:07.656	(1)	83.72	15:01:14.842	

P2		54 Pro		Adam SMALLEY		Elite Motorsport					
IDEAL LAP TIME : 2:07.537		BEST LAP TIME : 2:07.817		DIFFERENCE : 0.280							
LAP	SECTOR 1	SECTOR 2		SECTOR 3		LAP TIME	MPH	DIFF	TIME OF DAY		
1 -	OUTLAP	99.7	48.179	117.5	43.700	107.2	2:18.786	77.01	10.969	14:40:14.019	
2 -	40.656	104.8	45.811	119.8	42.238	108.0	2:08.705	83.04	0.888	14:42:22.724	
3 -	43.717	97.6	46.367	115.1	42.554	108.2	2:12.638	80.58	4.821	14:44:35.362	
4 -	40.365	105.1	45.491	119.4	IN PIT		6:07.729	P	29.06	3:59.912	14:50:43.091
5 -	OUTLAP	85.3	48.265	101.2	43.260	107.7	2:16.406	78.35	8.589	14:52:59.497	
6 -	40.611	104.0	45.705	119.6	42.172	107.7	2:08.488	83.18	0.671	14:55:07.985	
7 -	40.441	103.8	45.738	119.4	42.049	107.5	2:08.228	83.35	0.411	14:57:16.213	
8 -	40.236	105.0	45.597	119.6	42.132	107.8	2:07.965	(2)	83.52	0.148	14:59:24.178
9 -	42.841	67.1	54.946	101.0	45.605	107.7	2:23.392	74.53	15.575	15:01:47.570	
10 -	40.531	103.5	45.480	120.0	42.054	107.5	2:08.065	(3)	83.45	0.248	15:03:55.635
11 -	40.516	104.5	45.417	119.8	41.884	107.8	2:07.817	(1)	83.62	15:06:03.452	
12 -	40.409	105.0	45.486	120.0	42.520	105.3	2:08.415	83.23	0.598	15:08:11.867	
13 -	45.922	90.0	56.715	93.4	43.488	103.7	2:26.125	73.14	18.308	15:10:37.992	

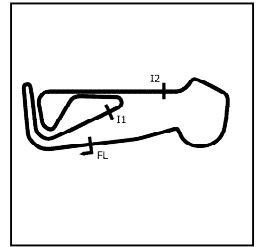
P3		48 Pro		Gordie MUTCH		Fox Motorsport					
IDEAL LAP TIME : 2:07.811		BEST LAP TIME : 2:08.019		DIFFERENCE : 0.208							
LAP	SECTOR 1	SECTOR 2		SECTOR 3		LAP TIME	MPH	DIFF	TIME OF DAY		
1 -	OUTLAP	87.7	49.954	111.4	46.100	103.0	2:27.596	72.41	19.577	14:39:55.665	
2 -	41.327	101.2	46.239	115.5	42.690	103.8	2:10.256	82.05	2.237	14:42:05.921	
3 -	40.546	102.6	45.857	115.3	42.824	104.3	2:09.227	82.70	1.208	14:44:15.148	
4 -	40.744	102.2	45.923	114.9	IN PIT		5:38.854	P	31.54	3:30.835	14:49:54.002
5 -	OUTLAP	92.9	48.195	114.5	43.595	104.6	2:17.519	77.72	9.500	14:52:11.521	
6 -	40.514	102.6	45.770	116.9	42.347	105.5	2:08.631	83.09	0.612	14:54:20.152	
7 -	40.096	103.8	46.202	116.5	42.476	104.5	2:08.774	82.99	0.755	14:56:28.926	
8 -	40.471	102.9	45.780	117.3	42.217	105.0	2:08.468	83.19	0.449	14:58:37.394	
9 -	40.223	103.4	45.829	117.7	42.206	105.0	2:08.258	(2)	83.33	0.239	15:00:45.652
10 -	40.308	102.7	45.755	117.1	42.229	105.6	2:08.292	(3)	83.31	0.273	15:02:53.944
11 -	40.255	102.9	45.694	117.5	42.070	105.1	2:08.019	(1)	83.48	15:05:01.963	
12 -	40.435	98.2	47.091	116.5	44.161	105.8	2:11.687	81.16	3.668	15:07:13.650	
13 -	40.215	103.5	45.645	117.9	42.784	105.6	2:08.644	83.08	0.625	15:09:22.294	
14 -	40.515	103.2	46.607	109.6	45.225	105.1	2:12.347	80.75	4.328	15:11:34.641	
15 -	40.943	94.3	52.893	99.8	46.260	105.3	2:20.096	76.29	12.077	15:13:54.737	
16 -	40.421	103.0	46.726	110.5	IN PIT		3:37.332	P	49.17	1:29.313	15:17:32.069
17 -	OUTLAP	103.0	46.820	116.7	42.930	105.5	2:17.427	77.77	9.408	15:19:49.496	

Weather / Track : Bright / Dry

Snetterton 300
Circuit Length = 2.9689 miles
Start: 14:37 Flag 15:21 End: 15:21

2019 Protyre Motorsport Ginetta GT5 Challenge

FREE PRACTICE SESSION 2 - SECTOR ANALYSIS



SECTOR 1 = FL to I1, SECTOR 2 = I1 to I2, SECTOR 3 = I2 to FL, DIFF = Difference To Personal Best Lap, P = Crossed Finish Line in Pit Lane, D = Time Disallowed

P4		50 Pro		Katie MILNER		Merlin International					
IDEAL LAP TIME : 2:07.773		BEST LAP TIME : 2:08.090		DIFFERENCE : 0.317							
LAP	SECTOR 1	SECTOR 2		SECTOR 3		LAP TIME	MPH	DIFF	TIME OF DAY		
1 -	OUTLAP	77.9	58.073	79.1	46.383	105.3	2:39.428	67.04	31.338	14:40:13.181	
2 -	40.875	102.2	47.091		1:11.152	97.8	2:39.118	67.17	31.028	14:42:52.299	
3 -	41.333	103.2	45.656		43.250	107.3	2:10.239 (3)	82.06	2.149	14:45:02.538	
4 -	41.627	102.9	48.755		IN PIT		5:21.583 P	33.23	3:13.493	14:50:24.121	
5 -	OUTLAP	102.1	46.001		45.592	106.1	2:16.309	78.41	8.219	14:52:40.430	
6 -	40.631	104.2	45.810	120.0	44.313	107.0	2:10.754	81.74	2.664	14:54:51.184	
7 -	40.398	103.5	45.107		42.700	106.6	2:08.205 (2)	83.36	0.115	14:56:59.389	
8 -	40.412	103.5	45.052		45.931	106.6	2:11.395	81.34	3.305	14:59:10.784	
9 -	40.256	104.5	45.155		42.679	107.0	2:08.090 (1)	83.44		15:01:18.874	
10 -	40.042	105.8	45.344		49.760	98.2	2:15.146	79.08	7.056	15:03:34.020	
11 -	41.213	103.8	46.048		43.245	107.5	2:10.506	81.89	2.416	15:05:44.526	
12 -	40.500	104.5	45.408		IN PIT		5:44.856 P	30.99	3:36.766	15:11:29.382	
13 -	OUTLAP	80.6	47.033		44.151	106.0	2:17.921	77.49	9.831	15:13:47.303	
14 -	40.579	102.7	49.094		43.544	106.3	2:13.217	80.23	5.127	15:16:00.520	
15 -	40.478	103.7	45.261		IN PIT		3:59.405 P	44.64	1:51.315	15:19:59.925	

P5		5 Pro		Geri NICOSIA		Quattro Motorsport					
IDEAL LAP TIME : 2:07.804		BEST LAP TIME : 2:08.257		DIFFERENCE : 0.453							
LAP	SECTOR 1	SECTOR 2		SECTOR 3		LAP TIME	MPH	DIFF	TIME OF DAY		
1 -	OUTLAP	59.2	55.456	97.3	44.825	107.5	2:35.655	68.66	27.398	14:40:14.625	
2 -	40.740	104.5	45.683	120.0	42.486	107.8	2:08.909	82.91	0.652	14:42:23.534	
3 -	40.256	104.2	45.448	119.8	42.553	105.3	2:08.257 (1)	83.33		14:44:31.791	
4 -	40.829	104.2	46.025	117.1	IN PIT		5:37.122 P	31.70	3:28.865	14:50:08.913	
5 -	OUTLAP	98.9	47.274	115.9	43.517	107.3	2:16.000	78.58	7.743	14:52:24.913	
6 -	40.598	104.6	46.335	118.1	42.100	107.3	2:09.033	82.83	0.776	14:54:33.946	
7 -	40.403	104.6	46.230	118.3	42.167	107.2	2:08.800	82.98	0.543	14:56:42.746	
8 -	40.459	104.6	45.848	119.1	42.341	108.7	2:08.648	83.08	0.391	14:58:51.394	
9 -	40.687	105.5	50.448	111.4	44.847	106.8	2:15.982	78.59	7.725	15:01:07.376	
10 -	40.378	104.6	45.666	119.1	42.231	107.0	2:08.275 (2)	83.32	0.018	15:03:15.651	
11 -	40.439	104.8	45.651	118.7	42.196	107.0	2:08.286 (3)	83.31	0.029	15:05:23.937	

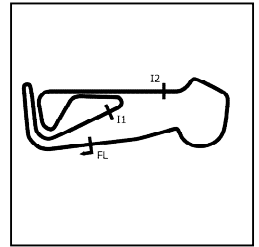
P6		90 Pro		Josh MALIN		Richardson Racing					
IDEAL LAP TIME : 2:07.985		BEST LAP TIME : 2:08.292		DIFFERENCE : 0.307							
LAP	SECTOR 1	SECTOR 2		SECTOR 3		LAP TIME	MPH	DIFF	TIME OF DAY		
1 -	OUTLAP	76.1	50.715	101.8	IN PIT		3:07.231 P	57.08	58.939	14:40:49.946	
2 -	OUTLAP	84.9	52.298	90.6	53.882	105.3	2:30.686	70.92	22.394	14:43:20.632	
3 -	40.690	100.3	45.901	117.5	42.585	105.8	2:09.176	82.74	0.884	14:45:29.808	
4 -	48.884	66.4	55.596	85.2	IN PIT		5:46.295 P	30.86	3:38.003	14:51:16.103	
5 -	OUTLAP	100.9	46.285	118.1	42.205	105.8	2:13.325	80.16	5.033	14:53:29.428	
6 -	40.474	103.4	45.859	118.1	42.588	105.5	2:08.921 (3)	82.90	0.629	14:55:38.349	
7 -	40.250	104.3	47.010	118.3	42.109	105.6	2:09.369	82.61	1.077	14:57:47.718	
8 -	40.256	103.5	45.813	118.3	42.223	105.6	2:08.292 (1)	83.31		14:59:56.010	
9 -	52.032	85.5	47.707	116.9	42.579	105.5	2:22.318	75.09	14.026	15:02:18.328	
10 -	40.342	103.5	49.427	83.9	47.053	106.3	2:16.822	78.11	8.530	15:04:35.150	
11 -	40.535	103.7	45.781	118.9	42.182	106.1	2:08.498 (2)	83.17	0.206	15:06:43.648	
12 -	43.176	80.3	51.794	78.8	IN PIT		7:44.758 P	22.99	5:36.466	15:14:28.406	
13 -	OUTLAP	103.7	46.206	117.5	42.378	106.1	2:13.009	80.35	4.717	15:16:41.415	
14 -	40.497	103.0	45.975	117.9	42.556	105.0	2:09.028	82.83	0.736	15:18:50.443	

Weather / Track : Bright / Dry

Snetterton 300
Circuit Length = 2.9689 miles
Start: 14:37 Flag 15:21 End: 15:21

2019 Protyre Motorsport Ginetta GT5 Challenge

FREE PRACTICE SESSION 2 - SECTOR ANALYSIS



SECTOR 1 = FL to I1, SECTOR 2 = I1 to I2, SECTOR 3 = I2 to FL, DIFF = Difference To Personal Best Lap, P = Crossed Finish Line in Pit Lane, D = Time Disallowed

P7		28 Pro		Fin GREEN		TCR				
IDEAL LAP TIME : 2:08.214		BEST LAP TIME : 2:08.306		DIFFERENCE : 0.092						
LAP	SECTOR 1	SECTOR 2	SECTOR 3	LAP TIME	MPH	DIFF	TIME OF DAY			
1 -	OUTLAP	76.0	49.713	46.421	106.1	2:28.191	72.12	19.885	14:39:58.004	
2 -	41.253	100.4	45.589	43.156	106.5	2:09.998	82.21	1.692	14:42:08.002	
3 -	40.871	101.5	45.733	42.946	106.1	2:09.550 (3)	82.50	1.244	14:44:17.552	
4 -	40.574	102.6	46.440	116.1	IN PIT	5:49.109 P	30.61	3:40.803	14:50:06.661	
5 -	OUTLAP	94.1	53.582	51.430	106.8	2:32.150	70.24	23.844	14:52:38.811	
6 -	41.145	103.2	45.603	43.261	106.5	2:10.009	82.21	1.703	14:54:48.820	
7 -	40.622	102.4	45.434	42.783	107.0	2:08.839 (2)	82.95	0.533	14:56:57.659	
8 -	40.326	102.7	45.339	45.421	107.2	2:11.086	81.53	2.780	14:59:08.745	
9 -	40.418	102.7	45.186	42.702	108.7	2:08.306 (1)	83.30		15:01:17.051	
10 -	41.530	102.9	46.103	48.363	103.2	2:15.996	78.59	7.690	15:03:33.047	
11 -	40.636	103.2	45.760	120.4	44.117	105.3	2:10.513	81.89	2.207	15:05:43.560
12 -	42.453	79.2	45.766	43.483	106.0	2:11.702	81.15	3.396	15:07:55.262	
13 -	40.935	102.1	45.543	IN PIT		5:22.507 P	33.14	3:14.201	15:13:17.769	
14 -	OUTLAP	101.0	45.948	45.715	106.0	2:22.878	74.80	14.572	15:15:40.647	
15 -	53.415	101.3	50.270	46.063	106.0	2:29.748	71.37	21.442	15:18:10.395	

P8		10 Pro		Gus BOWERS		Xentek Motorsport			
IDEAL LAP TIME : 2:08.254		BEST LAP TIME : 2:08.401		DIFFERENCE : 0.147					
LAP	SECTOR 1	SECTOR 2	SECTOR 3	LAP TIME	MPH	DIFF	TIME OF DAY		
1 -	OUTLAP	71.0	55.899	49.989	96.4	2:43.210	65.48	34.809	14:40:42.180
2 -	45.818	83.8	50.479	48.109	100.3	2:24.406	74.01	16.005	14:43:06.586
3 -	48.547	61.5	57.978	46.353	106.8	2:32.878	69.91	24.477	14:45:39.464
4 -	45.742	67.1	52.625	IN PIT		4:24.537 P	40.40	2:16.136	14:50:04.001
5 -	OUTLAP	76.5	53.547	52.073	106.1	2:34.117	69.35	25.716	14:52:38.118
6 -	41.431	103.2	45.564	43.215	106.0	2:10.210 (3)	82.08	1.809	14:54:48.328
7 -	40.403	103.0	44.968	43.030	106.3	2:08.401 (1)	83.23		14:56:56.729
8 -	40.506	102.9	45.246	45.448	106.8	2:11.200	81.46	2.799	14:59:07.929
9 -	40.256	104.3	45.173	43.571	106.6	2:09.000 (2)	82.85	0.599	15:01:16.929
10 -	40.872	103.8	45.410	50.880	105.8	2:17.162	77.92	8.761	15:03:34.091

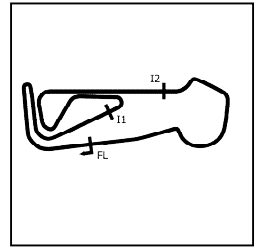
P9		49 Pro		Abbi PULLING		Race Car Consultants			
IDEAL LAP TIME : 2:08.709		BEST LAP TIME : 2:08.709		DIFFERENCE : 0.000					
LAP	SECTOR 1	SECTOR 2	SECTOR 3	LAP TIME	MPH	DIFF	TIME OF DAY		
1 -	OUTLAP	80.3	51.587	45.824	101.8	2:30.678	70.93	21.969	14:40:02.397
2 -	42.278	101.0	46.252	43.799	105.6	2:12.329	80.76	3.620	14:42:14.726
3 -	41.280	101.9	45.538	43.516	105.6	2:10.334	82.00	1.625	14:44:25.060
4 -	41.929	103.0	45.882	IN PIT		5:26.763 P	32.70	3:18.054	14:49:51.823
5 -	OUTLAP	100.0	46.475	43.771	104.8	2:17.337	77.82	8.628	14:52:09.160
6 -	41.085	102.6	45.577	43.184	105.3	2:09.846	82.31	1.137	14:54:19.006
7 -	40.869	102.7	46.566	43.194	106.1	2:10.629	81.82	1.920	14:56:29.635
8 -	40.618	103.5	45.300	42.922	106.5	2:08.840 (2)	82.95	0.131	14:58:38.475
9 -	40.821	101.9	45.346	43.135	105.6	2:09.302 (3)	82.65	0.593	15:00:47.777
10 -	41.168	102.6	45.630	43.066	106.0	2:09.864	82.30	1.155	15:02:57.641
11 -	40.599	102.7	45.202	42.908	105.8	2:08.709 (1)	83.04		15:05:06.350
12 -	41.168	102.2	45.382	44.659	104.8	2:11.209	81.45	2.500	15:07:17.559
13 -	40.683	103.4	45.672	45.045	104.8	2:11.400	81.34	2.691	15:09:28.959
14 -	40.794	103.5	45.359	43.205	105.8	2:09.358	82.62	0.649	15:11:38.317
15 -	40.777	102.2	45.821	43.968	106.1	2:10.566	81.85	1.857	15:13:48.883

Weather / Track : Bright / Dry

Snetterton 300
Circuit Length = 2.9689 miles
Start: 14:37 Flag 15:21 End: 15:21

2019 Protyre Motorsport Ginetta GT5 Challenge

FREE PRACTICE SESSION 2 - SECTOR ANALYSIS



SECTOR 1 = FL to I1, SECTOR 2 = I1 to I2, SECTOR 3 = I2 to FL, DIFF = Difference To Personal Best Lap, P = Crossed Finish Line in Pit Lane, D = Time Disallowed

P10 99 Pro Magnus KIRKLYWI		Race Car Consultants								
IDEAL LAP TIME : 2:09.129		BEST LAP TIME : 2:09.197		DIFFERENCE : 0.068						
LAP	SECTOR 1	SECTOR 2	SECTOR 3	LAP TIME	MPH	DIFF	TIME OF DAY			
1 -	OUTLAP	98.8	47.621	46.332	105.5	2:24.095	74.17	14.898	14:39:59.418	
2 -	41.544	102.6	46.041	44.393	105.8	2:11.978	80.98	2.781	14:42:11.396	
3 -	45.333	102.6	45.444	43.167	106.8	2:13.944	79.79	4.747	14:44:25.340	
4 -	41.043	102.1	45.875	IN PIT		6:03.576	P 29.39	3:54.379	14:50:28.916	
5 -	OUTLAP	100.4	47.227	44.494	104.8	2:18.307	77.27	9.110	14:52:47.223	
6 -	41.282	102.1	45.865	43.829	105.1	2:10.976	81.60	1.779	14:54:58.199	
7 -	40.694	101.5	45.621	43.076	106.3	2:09.391	(3) 82.60	0.194	14:57:07.590	
8 -	40.647	101.6	45.436	43.134	105.1	2:09.217	(2) 82.71	0.020	14:59:16.807	
9 -	40.632	102.6	45.469	43.096	105.5	2:09.197	(1) 82.72		15:01:26.004	
10 -	40.698	102.4	45.788	43.835	105.6	2:10.321	82.01	1.124	15:03:36.325	
11 -	40.762	102.1	45.421	IN PIT		4:37.693	P 38.48	2:28.496	15:08:14.018	
12 -	OUTLAP	100.1	46.675	44.096	103.7	2:17.317	77.83	8.120	15:10:31.335	

P11 24 Pro Will DYRDAL		Privateer								
IDEAL LAP TIME : 2:08.588		BEST LAP TIME : 2:09.424		DIFFERENCE : 0.836						
LAP	SECTOR 1	SECTOR 2	SECTOR 3	LAP TIME	MPH	DIFF	TIME OF DAY			
1 -	OUTLAP	50.055	110.1	44.191	101.6	2:24.094	74.17	14.670	14:40:08.154	
2 -	42.203	46.792	116.5	43.562	105.0	2:12.557	80.63	3.133	14:42:20.711	
3 -	41.592	46.347	116.5	42.995	104.8	2:10.934	81.62	1.510	14:44:31.645	
4 -	41.299	46.814	117.7	IN PIT		5:38.301	P 31.59	3:28.877	14:50:09.946	
5 -	OUTLAP	51.271	116.9	43.414	105.0	2:20.053	76.31	10.629	14:52:29.999	
6 -	41.278	47.005	117.3	42.896	106.1	2:11.179	81.47	1.755	14:54:41.178	
7 -	41.294	46.049	118.7	42.350	103.2	2:09.693	(3) 82.41	0.269	14:56:50.871	
8 -	42.882	46.359	119.4	46.479	104.3	2:15.720	78.75	6.296	14:59:06.591	
9 -	41.121	45.719	119.8	42.584	106.8	2:09.424	(1) 82.58		15:01:16.015	
10 -	40.519	45.818	118.5	IN PIT		5:40.088	P 31.42	3:30.664	15:06:56.103	
11 -	OUTLAP	49.645	95.8	44.016	105.6	2:19.891	76.40	10.467	15:09:15.994	
12 -	41.281	46.498	118.1	42.823	105.5	2:10.602	81.83	1.178	15:11:26.596	
13 -	40.919	46.364	117.5	42.778	105.3	2:10.061	82.17	0.637	15:13:36.657	
14 -	40.780	46.116	117.7	42.811	106.6	2:09.707	82.40	0.283	15:15:46.364	
15 -	41.061	46.014	117.5	42.579	106.3	2:09.654	(2) 82.43	0.230	15:17:56.018	
16 -	40.769	46.073	117.9	43.240	106.8	2:10.082	82.16	0.658	15:20:06.100	

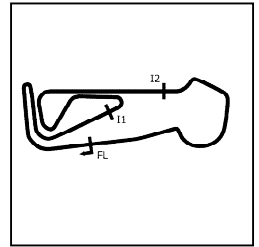
P12 73 Pro Lewis RYDER		Privateer								
IDEAL LAP TIME : 2:09.387		BEST LAP TIME : 2:09.577		DIFFERENCE : 0.190						
LAP	SECTOR 1	SECTOR 2	SECTOR 3	LAP TIME	MPH	DIFF	TIME OF DAY			
1 -	OUTLAP	71.6	55.490	93.4	51.822	104.0	2:38.524	67.42	28.947	14:40:23.984
2 -	41.817	101.5	46.278	116.3	43.503	107.3	2:11.598	81.21	2.021	14:42:35.582
3 -	41.680	101.3	46.271	114.7	43.845	104.6	2:11.796	81.09	2.219	14:44:47.378
4 -	41.210	101.8	52.030	91.4	IN PIT		5:33.301	P 32.06	3:23.724	14:50:20.679
5 -	OUTLAP	100.7	46.565	115.9	49.002	106.3	2:20.520	76.06	10.943	14:52:41.199
6 -	41.506	101.5	46.303	116.1	42.701	106.8	2:10.510	81.89	0.933	14:54:51.709
7 -	41.035	102.1	46.107	116.3	42.620	105.8	2:09.762	(3) 82.36	0.185	14:57:01.471
8 -	41.057	102.6	45.892	116.5	43.230	105.8	2:10.179	82.10	0.602	14:59:11.650
9 -	41.055	102.9	45.895	116.7	42.627	105.8	2:09.577	(1) 82.48		15:01:21.227
10 -	41.057	102.6	45.862	116.9	43.870	105.1	2:10.789	81.72	1.212	15:03:32.016
11 -	41.073	103.0	46.119	116.9	42.490	106.0	2:09.682	(2) 82.41	0.105	15:05:41.698
12 -	45.101	92.9	46.440	118.1	IN PIT		4:55.409	P 36.18	2:45.832	15:10:37.107
13 -	OUTLAP	102.9	46.342	116.7	43.180	104.6	2:13.761	79.90	4.184	15:12:50.868
14 -	44.301	102.1	46.249	116.1	43.237	104.8	2:13.787	79.88	4.210	15:15:04.655
15 -	41.553	102.6	46.344	115.9	43.109	105.8	2:11.006	81.58	1.429	15:17:15.661
16 -	41.358	102.2	46.239	116.5	42.700	105.8	2:10.297	82.02	0.720	15:19:25.958

Weather / Track : Bright / Dry

Snetterton 300
Circuit Length = 2.9689 miles
Start: 14:37 Flag 15:21 End: 15:21

2019 Protyre Motorsport Ginetta GT5 Challenge

FREE PRACTICE SESSION 2 - SECTOR ANALYSIS



SECTOR 1 = FL to I1, SECTOR 2 = I1 to I2, SECTOR 3 = I2 to FL, DIFF = Difference To Personal Best Lap, P = Crossed Finish Line in Pit Lane, D = Time Disallowed

P13 23 Pro		Josh HISLOP					Race Car Consultants				
IDEAL LAP TIME : 2:09.799		BEST LAP TIME : 2:10.004					DIFFERENCE : 0.205				
LAP	SECTOR 1	SECTOR 2		SECTOR 3		LAP TIME	MPH	DIFF	TIME OF DAY		
1 -	OUTLAP	96.9	47.979	114.9	44.515	104.5	2:19.691	76.51	9.687	14:39:56.816	
2 -	42.263	101.0	47.734	115.5	IN PIT		9:54.734 P	17.97	7:44.730	14:49:51.550	
3 -	OUTLAP	79.4	50.494	114.9	44.532	103.8	2:23.168	74.65	13.164	14:52:14.718	
4 -	41.871	101.3	47.168	115.5	43.371	105.1	2:12.410	80.71	2.406	14:54:27.128	
5 -	40.885	103.0	46.884	116.7	43.071	106.1	2:10.840	81.68	0.836	14:56:37.968	
6 -	40.971	102.4	46.924	115.9	42.872	105.3	2:10.767	81.73	0.763	14:58:48.735	
7 -	40.906	102.7	46.330	117.3	42.983	105.0	2:10.219 (3)	82.07	0.215	15:00:58.954	
8 -	41.124	101.8	46.369	116.5	IN PIT		3:49.994 P	46.47	1:39.990	15:04:48.948	
9 -	OUTLAP	101.3	46.540	116.3	42.869	104.8	2:14.836	79.26	4.832	15:07:03.784	
10 -	41.069	101.8	46.282	116.5	49.332	104.6	2:16.683	78.19	6.679	15:09:20.467	
11 -	41.052	102.9	46.412	117.1	42.715	104.6	2:10.179 (2)	82.10	0.175	15:11:30.646	
12 -	40.832	102.7	46.252	116.9	42.920	105.3	2:10.004 (1)	82.21		15:13:40.650	
13 -	40.988	102.6	46.449	114.3	42.816	102.7	2:10.253	82.05	0.249	15:15:50.903	
14 -	42.170	101.5	48.507	105.0	45.169	104.2	2:15.846	78.67	5.842	15:18:06.749	

P14 11 Am		James TOWNSEND					Fox Motorsport				
IDEAL LAP TIME : 2:10.141		BEST LAP TIME : 2:10.261					DIFFERENCE : 0.120				
LAP	SECTOR 1	SECTOR 2		SECTOR 3		LAP TIME	MPH	DIFF	TIME OF DAY		
1 -	OUTLAP	91.3	50.947	111.8	IN PIT		6:08.961 P	28.96	3:58.700	14:49:59.944	
2 -	OUTLAP	94.3	48.868	112.0	45.771	103.7	2:22.389	75.06	12.128	14:52:22.333	
3 -	42.044	101.2	48.491	112.4	44.976	104.2	2:15.511	78.87	5.250	14:54:37.844	
4 -	41.556	101.0	47.201	115.3	43.828	104.0	2:12.585	80.61	2.324	14:56:50.429	
5 -	41.173	102.4	46.919	116.3	IN PIT		4:08.885 P	42.94	1:58.624	15:00:59.314	
6 -	OUTLAP	100.4	48.697	109.2	43.598	105.1	2:18.312	77.27	8.051	15:03:17.626	
7 -	41.061	102.4	46.430	116.7	43.368	105.0	2:10.859 (3)	81.67	0.598	15:05:28.485	
8 -	41.525	103.0	46.609	116.1	43.237	105.5	2:11.371	81.35	1.110	15:07:39.856	
9 -	41.041	103.0	46.292	117.9	43.001	105.5	2:10.334 (2)	82.00	0.073	15:09:50.190	
10 -	40.882	103.2	49.372	116.9	43.526	104.5	2:13.780	79.89	3.519	15:12:03.970	
11 -	41.937	102.6	46.937	112.9	44.847	105.5	2:13.721	79.92	3.460	15:14:17.691	
12 -	40.943	103.4	46.464	117.3	43.500	105.5	2:10.907	81.64	0.646	15:16:28.598	
13 -	41.002	103.4	46.279	117.3	42.980	106.3	2:10.261 (1)	82.05		15:18:38.859	

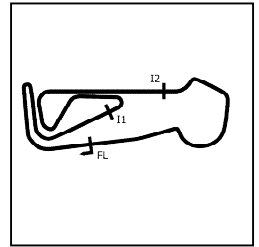
P15 40 Pro		Nick HALSTEAD					Fox Motorsport				
IDEAL LAP TIME : 2:10.193		BEST LAP TIME : 2:10.559					DIFFERENCE : 0.366				
LAP	SECTOR 1	SECTOR 2		SECTOR 3		LAP TIME	MPH	DIFF	TIME OF DAY		
1 -	OUTLAP	84.4	50.048	108.9	45.484	104.8	2:27.391	72.51	16.832	14:39:56.254	
2 -	41.383	102.2	46.628	117.1	43.654	103.4	2:11.665	81.17	1.106	14:42:07.919	
3 -	41.618	103.2	46.525	117.1	43.616	104.8	2:11.759	81.11	1.200	14:44:19.678	
4 -	41.009	101.8	46.665	114.7	IN PIT		5:35.302 P	31.87	3:24.743	14:49:54.980	
5 -	OUTLAP	93.0	48.267	114.7	43.898	104.6	2:17.912	77.49	7.353	14:52:12.892	
6 -	41.586	101.9	46.623	115.7	45.055	104.0	2:13.264	80.20	2.705	14:54:26.156	
7 -	41.239	101.8	46.566	116.1	43.510	104.8	2:11.315 (3)	81.39	0.756	14:56:37.471	
8 -	41.309	97.6	47.522	115.3	44.489	105.3	2:13.320	80.16	2.761	14:58:50.791	
9 -	40.936	102.1	46.344	116.7	43.279	105.3	2:10.559 (1)	81.86		15:01:01.350	
10 -	41.164	102.1	46.391	116.5	IN PIT		3:35.655 P	49.56	1:25.096	15:04:37.005	
11 -	OUTLAP	101.3	46.396	116.7	43.390	104.6	2:14.568	79.42	4.009	15:06:51.573	
12 -	41.028	102.4	46.132	117.5	IN PIT		3:50.205 P	46.42	1:39.646	15:10:41.778	
13 -	OUTLAP	101.3	47.218	116.3	43.374	104.6	2:15.727	78.74	5.168	15:12:57.505	
14 -	41.145	102.1	46.237	116.3	46.302	100.1	2:13.684	79.95	3.125	15:15:11.189	
15 -	41.689	101.8	46.352	115.9	43.125	105.0	2:11.166 (2)	81.48	0.607	15:17:22.355	

Weather / Track : Bright / Dry

Snetterton 300
Circuit Length = 2.9689 miles
Start: 14:37 Flag 15:21 End: 15:21

2019 Protyre Motorsport Ginetta GT5 Challenge

FREE PRACTICE SESSION 2 - SECTOR ANALYSIS



SECTOR 1 = FL to I1, SECTOR 2 = I1 to I2, SECTOR 3 = I2 to FL, DIFF = Difference To Personal Best Lap, P = Crossed Finish Line in Pit Lane, D = Time Disallowed

P16 44 Pro		Charlie BUDD					Elite Motorsport				
IDEAL LAP TIME : 2:10.829		BEST LAP TIME : 2:11.134					DIFFERENCE : 0.305				
LAP	SECTOR 1	SECTOR 2		SECTOR 3		LAP TIME	MPH	DIFF	TIME OF DAY		
1 -	OUTLAP	63.5	56.310	78.2	49.096	99.4	2:42.439	65.79	31.305	14:40:42.877	
2 -	45.902	83.5	51.199	85.4	48.283	101.8	2:25.384	73.51	14.250	14:43:08.261	
3 -	46.053	92.9	48.224	113.1	45.345	97.5	2:19.622	76.55	8.488	14:45:27.883	
4 -	47.472	71.0	55.345	91.1	IN PIT		5:15.848	P 33.83	3:04.714	14:50:43.731	
5 -	OUTLAP	97.9	48.041	115.1	44.214	104.3	2:17.537	77.71	6.403	14:53:01.268	
6 -	41.787	101.2	46.730	116.1	43.782	104.0	2:12.299	80.78	1.165	14:55:13.567	
7 -	41.932	100.6	46.926	115.9	43.593	104.5	2:12.451	80.69	1.317	14:57:26.018	
8 -	41.508	101.6	46.755	116.5	43.524	104.5	2:11.787	81.10	0.653	14:59:37.805	
9 -	41.100	102.2	46.701	115.7	43.333	105.3	2:11.134 (1)	81.50		15:01:48.939	
10 -	41.157	101.5	46.396	116.9	43.996	104.5	2:11.549 (2)	81.24	0.415	15:04:00.488	
11 -	49.989	98.5	48.077	115.1	45.051	103.8	2:23.117	74.68	11.983	15:06:23.605	
12 -	41.415	101.5	46.715	115.9	43.628	103.8	2:11.758 (3)	81.11	0.624	15:08:35.363	

P17 17 Am		Wesley PEARCE					Elite Motorsport				
IDEAL LAP TIME : 2:11.240		BEST LAP TIME : 2:11.341					DIFFERENCE : 0.101				
LAP	SECTOR 1	SECTOR 2		SECTOR 3		LAP TIME	MPH	DIFF	TIME OF DAY		
1 -	OUTLAP	96.6	50.445	95.0	46.271	104.5	2:26.811	72.80	15.470	14:40:19.928	
2 -	43.096	100.6	47.938	114.9	44.422	106.0	2:15.456	78.90	4.115	14:42:35.384	
3 -	42.697	102.4	47.324	117.3	45.394	105.1	2:15.415	78.92	4.074	14:44:50.799	
4 -	41.944	102.1	54.260	93.8	IN PIT		5:54.427	P 30.15	3:43.086	14:50:45.226	
5 -	OUTLAP	100.1	47.435	117.1	44.117	106.5	2:16.609	78.23	5.268	14:53:01.835	
6 -	41.704	102.6	46.999	117.1	43.487	106.5	2:12.190 (3)	80.85	0.849	14:55:14.025	
7 -	41.940	102.1	49.981	89.9	44.701	105.0	2:16.622	78.23	5.281	14:57:30.647	
8 -	41.698	101.3	46.735	117.1	43.095	105.0	2:11.528 (2)	81.26	0.187	14:59:42.175	
9 -	41.439	101.3	46.706	116.5	43.196	105.6	2:11.341 (1)	81.37		15:01:53.516	
10 -	41.552	101.8	46.864	117.1	IN PIT		6:37.582	P 26.88	4:26.241	15:08:31.098	
11 -	OUTLAP	85.5	56.683	89.5	45.862	104.0	2:37.830	67.71	26.489	15:11:08.928	
12 -	42.570	101.2	47.743	115.9	43.624	104.5	2:13.937	79.79	2.596	15:13:22.865	
13 -	41.759	101.8	47.002	115.3	43.472	105.1	2:12.233	80.82	0.892	15:15:35.098	
14 -	41.473	101.3	47.495	114.9	44.207	105.6	2:13.175	80.25	1.834	15:17:48.273	

P18 69 Pro		Jesse CHAMBERLAIN					Xentek Motorsport				
IDEAL LAP TIME : 2:10.807		BEST LAP TIME : 2:11.606					DIFFERENCE : 0.799				
LAP	SECTOR 1	SECTOR 2		SECTOR 3		LAP TIME	MPH	DIFF	TIME OF DAY		
1 -	OUTLAP	64.6	54.985		52.536	104.8	2:37.824	67.72	26.218	14:40:25.271	
2 -	44.482	98.5	48.903		47.354	104.6	2:20.739	75.94	9.133	14:42:46.010	
3 -	41.623	100.1	46.477		48.170	100.6	2:16.270	78.43	4.664	14:45:02.280	
4 -	42.794	101.6	54.095		IN PIT		4:54.686	P 36.26	2:43.080	14:49:56.966	
5 -	OUTLAP	88.1	48.043		45.878	103.0	2:21.224	75.68	9.618	14:52:18.190	
6 -	42.442	101.0	46.768		44.476	105.1	2:13.686	79.94	2.080	14:54:31.876	
7 -	41.525	103.0	47.849	118.1	43.471	106.3	2:12.845	80.45	1.239	14:56:44.721	
8 -	41.402	103.7	46.647		44.350	105.5	2:12.399 (2)	80.72	0.793	14:58:57.120	
9 -	41.014	103.4	46.322		44.270	105.6	2:11.606 (1)	81.21		15:01:08.726	
10 -	41.444	103.0	46.606		IN PIT		9:07.484	P 19.52	6:55.878	15:10:16.210	
11 -	OUTLAP	99.5	47.284		45.067	104.0	2:19.928	76.38	8.322	15:12:36.138	
12 -	41.554	102.2	46.438		44.524	103.5	2:12.516 (3)	80.65	0.910	15:14:48.654	

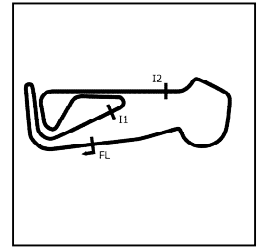
P19 25 Pro		Connor GRADY					TCR				
IDEAL LAP TIME : 2:12.128		BEST LAP TIME : 2:12.174					DIFFERENCE : 0.046				
LAP	SECTOR 1	SECTOR 2		SECTOR 3		LAP TIME	MPH	DIFF	TIME OF DAY		
1 -	OUTLAP	69.1	50.166	87.2	46.108	106.3	2:27.760	72.33	15.586	14:39:58.843	
2 -	41.581	102.6	46.575	119.4	44.018	105.5	2:12.174 (1)	80.86		14:42:11.017	
3 -	41.535	102.6	46.659	113.1	45.714	55.0	2:13.908 (2)	79.81	1.734	14:44:24.925	

Weather / Track : Bright / Dry

Snetterton 300
Circuit Length = 2.9689 miles
Start: 14:37 Flag 15:21 End: 15:21

2019 Protyre Motorsport Ginetta GT5 Challenge

FREE PRACTICE SESSION 2 - SECTOR ANALYSIS



SECTOR 1 = FL to I1, SECTOR 2 = I1 to I2, SECTOR 3 = I2 to FL, DIFF = Difference To Personal Best Lap, P = Crossed Finish Line in Pit Lane, D = Time Disallowed

P20		81 Am		Phil MCGARTY		GBR			
IDEAL LAP TIME : 2:12.669		BEST LAP TIME : 2:13.612		DIFFERENCE : 0.943					
LAP	SECTOR 1	SECTOR 2	SECTOR 3	LAP TIME	MPH	DIFF	TIME OF DAY		
1 -	OUTLAP	52.9	54.599	47.028	102.1	2:36.960	68.09	23.348	14:40:17.372
2 -	43.119	98.6	47.865	45.887	102.1	2:16.871	78.08	3.259	14:42:34.243
3 -	43.051	98.5	47.247	46.793	102.9	2:17.091	77.96	3.479	14:44:51.334
4 -	42.348	100.6	54.850	IN PIT		6:10.137	P 28.87	3:56.525	14:51:01.471
5 -	OUTLAP	100.1	47.000	45.315	103.0	2:18.398	77.22	4.786	14:53:19.869
6 -	42.849	100.9	46.736	46.039	101.0	2:15.624	78.80	2.012	14:55:35.493
7 -	42.562	100.6	47.151	56.194	96.9	2:25.907	73.25	12.295	14:58:01.400
8 -	42.732	101.0	46.777	45.552	103.5	2:15.061	79.13	1.449	15:00:16.461
9 -	42.407	101.2	46.560	45.619	103.7	2:14.586	79.41	0.974	15:02:31.047
10 -	42.267	100.1	46.797	45.138	103.5	2:14.202	79.64	0.590	15:04:45.249
11 -	42.239	100.9	46.825	44.548	103.8	2:13.612 (1)	79.99		15:06:58.861
12 -	42.461	101.5	46.305	45.435	102.7	2:14.201	(3) 79.64	0.589	15:09:13.062
13 -	43.082	97.8	48.071	IN PIT		3:51.881	P 46.09	1:38.269	15:13:04.943
14 -	OUTLAP	101.5	47.688	45.206	103.0	2:17.615	77.66	4.003	15:15:22.558
15 -	41.816	100.4	46.532	45.351	103.4	2:13.699	(2) 79.94	0.087	15:17:36.257
16 -	42.784	99.7	47.045	44.822	104.5	2:14.651	79.37	1.039	15:19:50.908

Weather / Track : Bright / Dry

Results can be found at www.tsl-timing.com

Page 7 of 7

Snetterton 300
 Circuit Length = 2.9689 miles
 Start: 14:37 Flag 15:21 End: 15:21

Printed - 15:23 Friday, 02 August 2019

2019 Protyre Motorsport Ginetta GT5 Challenge

FREE PRACTICE SESSION 2 - STATISTICS

Competitors Started 20
Planned Start 2019-08-02 @ 14:35:00.000
Actual Start 2019-08-02 @ 14:37:17.923
Finish Time 2019-08-02 @ 15:21:24.626
Track Length 2.9689mi.
Total Laps 262
Total Distance Covered 777.8548mi.

Session Fastest Lap History

NO	CL	NAME	LAP TIME	TIME OF DAY	LAP	VEHICLE
48	Pro	Gordie MUTCH	2:10.256	14:42:05.935	2	Fox Motorsport
28	Pro	Fin GREEN	2:09.998	14:42:08.002	2	TCR
54	Pro	Adam SMALLEY	2:08.705	14:42:22.736	2	Elite Motorsport
5	Pro	Geri NICOSIA	2:08.257	14:44:31.791	3	Quattro Motorsport
27	Pro	Scott MCKENNA	2:07.870	14:56:55.128	7	Xentek Motorsport
27	Pro	Scott MCKENNA	2:07.656	15:01:14.852	9	Xentek Motorsport

Flag History

TYPE	TIME OF DAY
GREEN	14:37:17.923
RED	14:45:40.319
GREEN	14:49:42.267
RED	15:20:14.236
FINISH	15:21:24.626

Flag Statistics

TYPE	COUNT	TOTAL LAPS	TOTAL TIME
Green	2	17	38:54.364
Red	2	0	5:12.337
Safety Car	0	0	0.000
FCY	0	0	0.000

2019 Protyre Motorsport Ginetta GT5 Challenge

FREE PRACTICE SESSION 2 - STATISTICS

CLASS : Pro

17 Starters

Fastest Lap History

NO	NAME	LAP TIME	TIME OF DAY	LAP	VEHICLE
48	Gordie MUTCH	2:10.256	14:42:05.935	2	Fox Motorsport
28	Fin GREEN	2:09.998	14:42:08.002	2	TCR
54	Adam SMALLEY	2:08.705	14:42:22.736	2	Elite Motorsport
5	Geri NICOSIA	2:08.257	14:44:31.791	3	Quattro Motorsport
27	Scott MCKENNA	2:07.870	14:56:55.128	7	Xentek Motorsport
27	Scott MCKENNA	2:07.656	15:01:14.852	9	Xentek Motorsport

Weather / Track : Bright / Dry

Results can be found at www.tsl-timing.com

Page 2 of 3

Snetterton 300
Circuit Length = 2.9689 miles
Start: 14:37 Flag 15:21 End: 15:21

Printed - 15:23 Friday, 02 August 2019

2019 Protyre Motorsport Ginetta GT5 Challenge

FREE PRACTICE SESSION 2 - STATISTICS

CLASS : Am

3 Starters

Fastest Lap History

NO	NAME	LAP TIME	TIME OF DAY	LAP	VEHICLE
81	Phil MCGARTY	2:16.871	14:42:34.259	2	GBR
17	Wesley PEARCE	2:15.456	14:42:35.398	2	Elite Motorsport
17	Wesley PEARCE	2:15.415	14:44:50.813	3	Elite Motorsport
17	Wesley PEARCE	2:12.190	14:55:14.040	6	Elite Motorsport
17	Wesley PEARCE	2:11.528	14:59:42.190	8	Elite Motorsport
17	Wesley PEARCE	2:11.341	15:01:53.531	9	Elite Motorsport
11	James TOWNSEND	2:10.859	15:05:28.498	7	Fox Motorsport
11	James TOWNSEND	2:10.334	15:09:50.202	9	Fox Motorsport
11	James TOWNSEND	2:10.261	15:18:38.871	13	Fox Motorsport

Weather / Track : Bright / Dry

Results can be found at www.tsl-timing.com

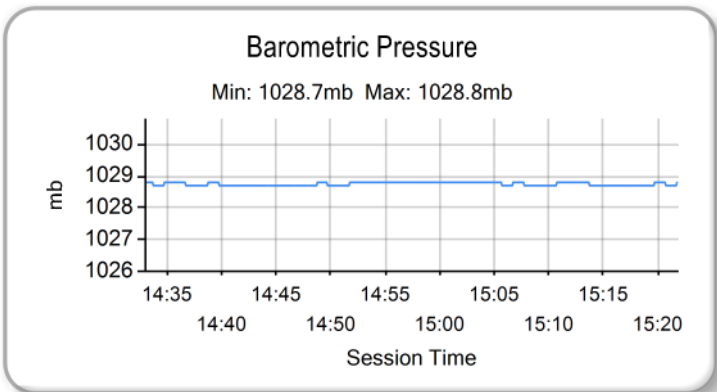
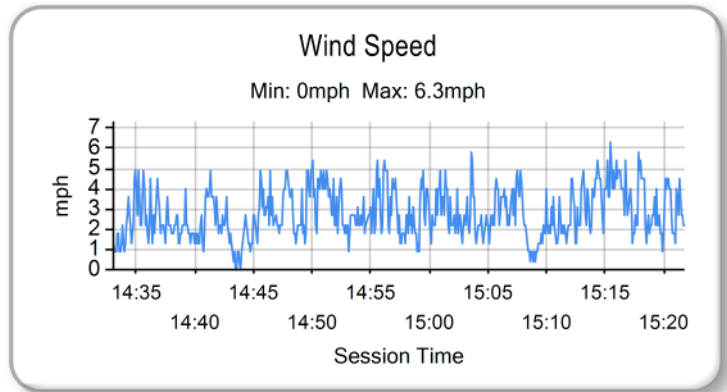
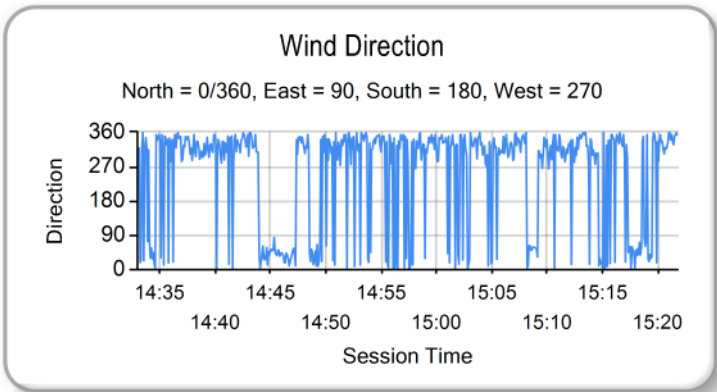
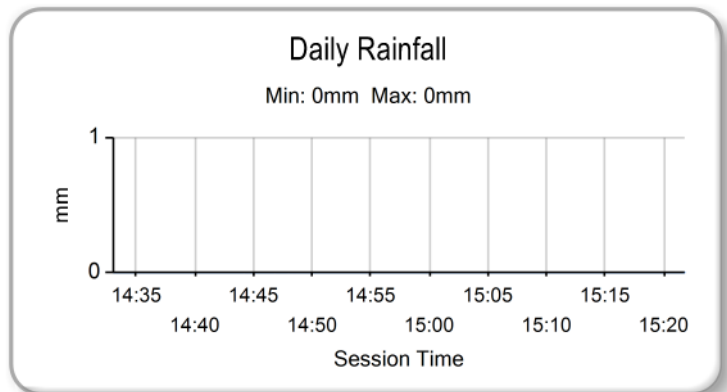
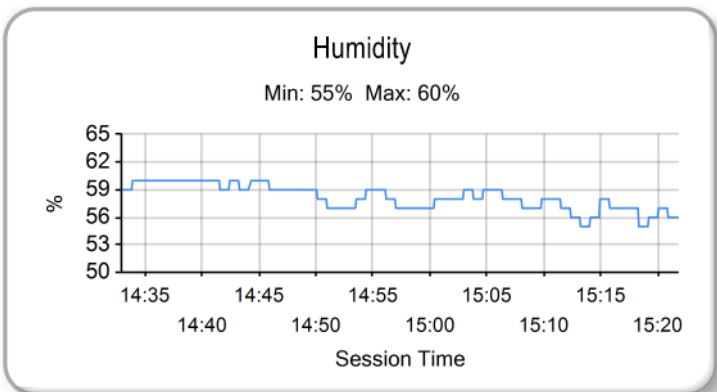
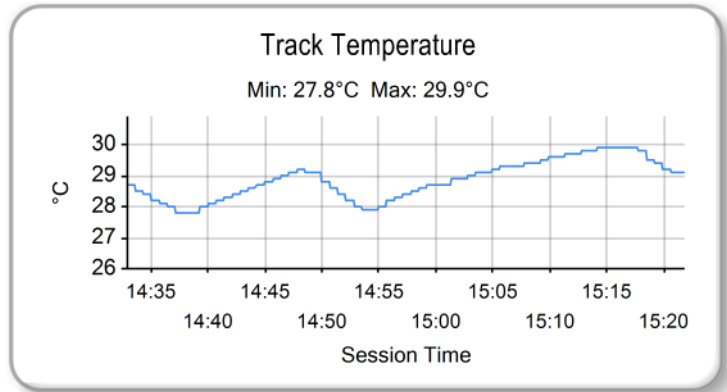
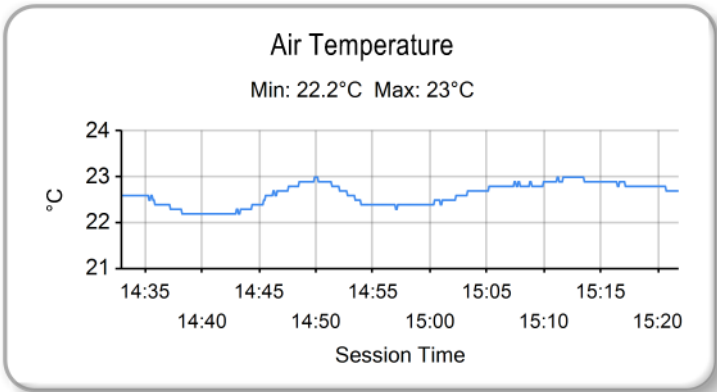
Page 3 of 3

Snetterton 300
Circuit Length = 2.9689 miles
Start: 14:37 Flag 15:21 End: 15:21

Printed - 15:23 Friday, 02 August 2019

2019 Protyre Motorsport Ginetta GT5 Challenge

FREE PRACTICE SESSION 2 - WEATHER CONDITIONS



Weather / Track : Bright / Dry

Results can be found at www.tsl-timing.com

Snetterton 300
Circuit Length = 2.9689 miles
Start: 14:37 Flag 15:21 End: 15:21

Printed - 15:23 Friday, 02 August 2019

2019 Protyre Motorsport Ginetta GT5 Challenge

FREE PRACTICE SESSIONS - COMBINED CLASSIFICATION

POS	NO	CL	PIC NAME	NAT	ENTRY	FIRST		SECOND		GAP	DIFF
						TIME	LAPS	TIME	LAPS		
1	27	Pro	1 Scott MCKENNA		Xentek Motorsport	2:07.125	10	2:07.656	9		
2	90	Pro	2 Josh MALIN		Richardson Racing	2:07.481	12	2:08.292	14	0.356	0.356
3	5	Pro	3 Geri NICOSIA		Quattro Motorsport	2:07.497	16	2:08.257	11	0.372	0.016
4	54	Pro	4 Adam SMALLEY		Elite Motorsport	2:08.116	14	2:07.817	13	0.692	0.320
5	48	Pro	5 Gordie MUTCH		Fox Motorsport	2:10.611	8	2:08.019	17	0.894	0.202
6	50	Pro	6 Katie MILNER		Merlin International	2:08.032	15	2:08.090	15	0.907	0.013
7	28	Pro	7 Fin GREEN		TCR	2:08.902	13	2:08.306	15	1.181	0.274
8	10	Pro	8 Gus BOWERS		Xentek Motorsport	2:08.435	8	2:08.401	10	1.276	0.095
9	49	Pro	9 Abbi PULLING		Race Car Consultants	2:09.747	12	2:08.709	15	1.584	0.308
10	99	Pro	10 Magnus KIRKLYWI		Race Car Consultants	2:09.412	13	2:09.197	12	2.072	0.488
11	24	Pro	11 Will DYRDAL		Privateer	2:09.388	13	2:09.424	16	2.263	0.191
12	73	Pro	12 Lewis RYDER		Privateer	2:10.537	14	2:09.577	16	2.452	0.189
13	23	Pro	13 Josh HISLOP		Race Car Consultants	2:09.787	15	2:10.004	14	2.662	0.210
14	11	Am	1 James TOWNSEND		Fox Motorsport	2:13.420	6	2:10.261	13	3.136	0.474
15	40	Pro	14 Nick HALSTEAD		Fox Motorsport	2:11.376	14	2:10.559	15	3.434	0.298
16	44	Pro	15 Charlie BUDD		Elite Motorsport	2:11.014	14	2:11.134	12	3.889	0.455
17	25	Pro	16 Connor GRADY		TCR	2:11.132	13	2:12.174	3	4.007	0.118
18	17	Am	2 Wesley PEARCE		Elite Motorsport	2:11.652	14	2:11.341	14	4.216	0.209
19	69	Pro	17 Jesse CHAMBERLAIN		Xentek Motorsport		0	2:11.606	12	4.481	0.265
20	81	Am	3 Phil MCGARTY		GBR	2:14.154	13	2:13.612	16	6.487	2.006

Weather / Track : Bright / Dry

Results can be found at www.tsl-timing.com

Snetterton 300
Circuit Length = 2.9689 miles
Start: 14:37 Flag 15:21 End: 15:21

Printed - 15:22 Friday, 02 August 2019

